

# Source Code Differencing for Software Evolution Research

**Jean-Rémy Falleri**

*Habilitation à Diriger des Recherches*



Software Engineering@LaBRI, Bordeaux, France

université  
de BORDEAUX

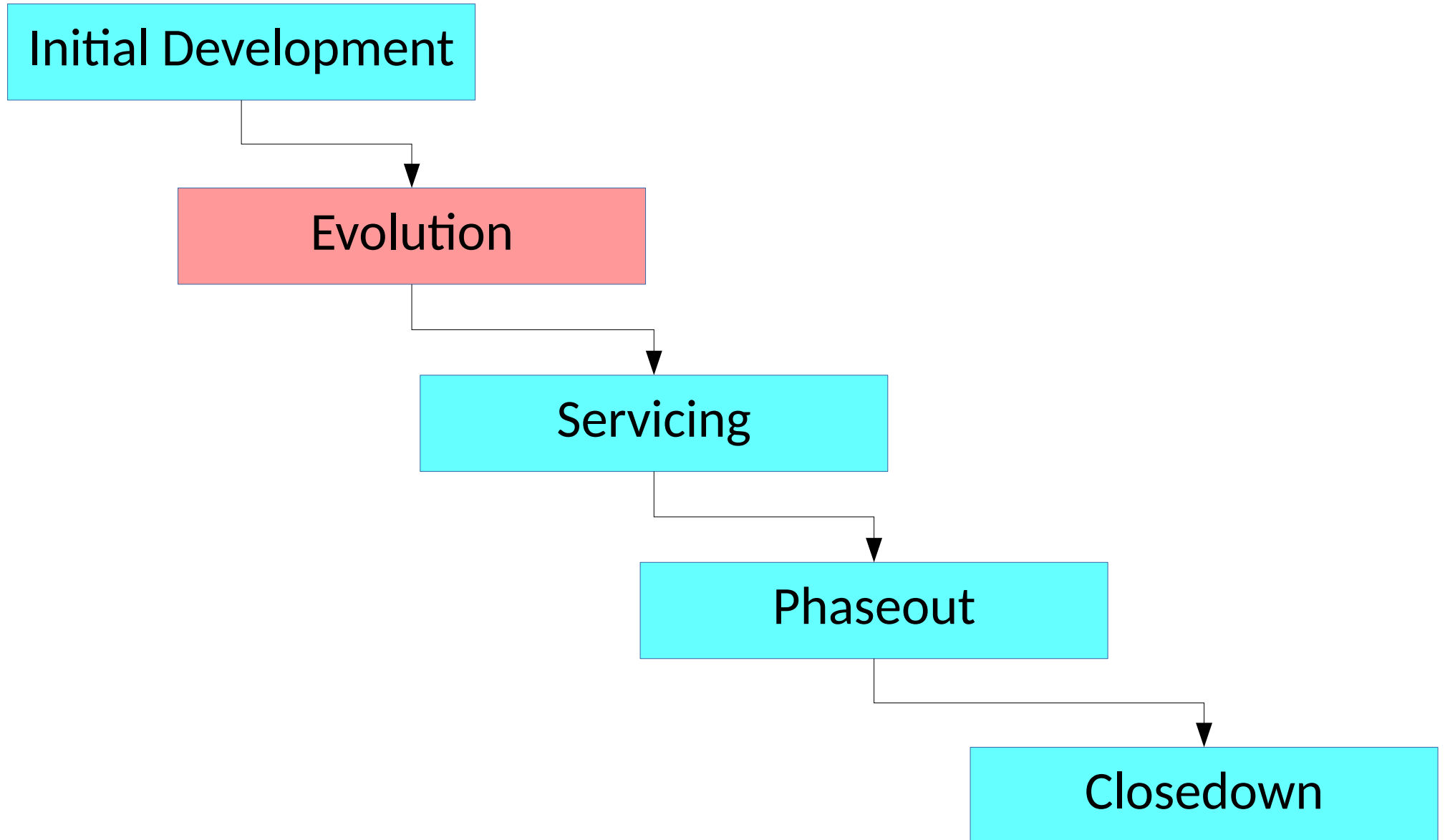


# Outline

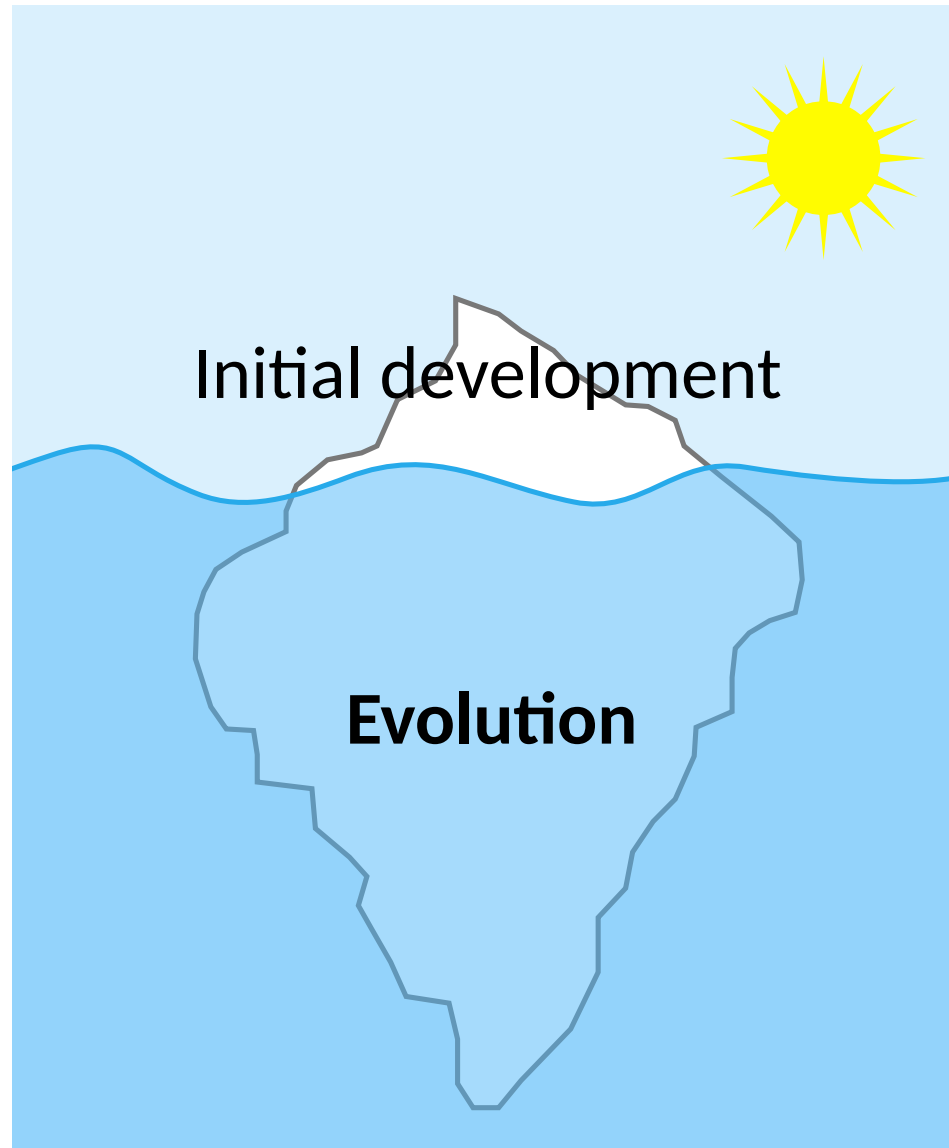
1. Introduction
2. Source code differencing
3. Applications
4. Lessons learned
5. Future work & conclusion

# Introduction

# Software evolution



# Software development costs



# Software evolution research

- Objectives

- Understanding (How)?
  - Better understand what software evolution is about
- Support (What and why)?
  - Furnish tools to practitioners to face software evolution

- My research

- Contributing to both objectives
- Mining open-source software systems repositories a.k.a. MSR
- Using the empirical method

# A step back

- Most of my work
  - Analyze source code evolution to understand and support software evolution
- Most MSR work
  - Analyze source code evolution to understand and support software evolution
    - 46% of surveyed approaches analyze source code evolution

→ but approaches to analyze source code evolution are limited

# Currently

20 client.diff/src/main/java/com/github/gumtreediff/client/diff/WebDiff.java View

... @@ -1,3 +1,23 @@

1	package com.github.gumtreediff.client.diff;	1	+/*
2		2	+ * This file is part of GumTree.
3	import com.github.gumtreediff.client.Option;	3	+ *
		4	+ * GumTree is free software: you can redistribute it and/or modify
		5	+ * it under the terms of the GNU Lesser General Public License as
			published by
		6	+ * the Free Software Foundation, either version 3 of the License, or
		7	+ * (at your option) any later version.
		8	+ *
		9	+ * GumTree is distributed in the hope that it will be useful,
		10	+ * but WITHOUT ANY WARRANTY; without even the implied warranty of
		11	+ * MERCHANTABILITY or FITNESS FOR A PARTICULAR PURPOSE. See the
		12	+ * GNU Lesser General Public License for more details.
		13	+ *
		14	+ * You should have received a copy of the GNU Lesser General Public License
		15	+ * along with GumTree. If not, see < <a href="http://www.gnu.org/licenses/">http://www.gnu.org/licenses/</a> >.
		16	+ *
		17	+ * Copyright 2011-2015 Jean-Rémy Falleri <jr.falleri@gmail.com>
		18	+ * Copyright 2011-2015 Floréal Morandat <floreal@gmail.com>
		19	+ */
		20	+
1	package com.github.gumtreediff.client.diff;	21	package com.github.gumtreediff.client.diff;
2		22	
3	import com.github.gumtreediff.client.Option;	23	import com.github.gumtreediff.client.Option;

Find big modifications



# Other example

4  client/src/main/java/fr/labri/gumtree/client/Run.java View

	@@ -34,7 +34,7 @@ protected void process(String name, String[] args) {	
34	}	34
35	}	35
36		36
37	- static void initGenerators() {	37 + public static void initGenerators() {
38	Reflections reflections = new Reflections("fr.labri.gumtree.gen");	38 Reflections reflections = new Reflections("fr.labri.gumtree.gen");
39		39
40	reflections.getSubTypesOf(TreeGenerator.class).forEach(	40 reflections.getSubTypesOf(TreeGenerator.class).forEach(
	@@ -44,7 +44,7 @@ static void initGenerators() {	
44	});	44
45	}	45
46		46
47	- static void initClients() {	47 + public static void initClients() {
48	Reflections reflections = new Reflections("fr.labri.gumtree.client");	48 Reflections reflections = new Reflections("fr.labri.gumtree.client");
49		49
50	reflections.getSubTypesOf(Client.class).forEach(	50 reflections.getSubTypesOf(Client.class).forEach(
		

Find added methods

# Source code differencing

# Example

```
import java.util.Random;~

public class Example {~

    public void hello() {~
        System.out.println("Hello everybody!");~
        System.out.println("This code is a magnificent example");~
        System.out.println("For the ASE 2014 conference");~
        System.out.println("It draws a number at random");~
        System.out.println("Adds 10");~
        System.out.println("Multiplies by 10");~
        System.out.println("And displays it");~
        Random r = new Random();~
        int i = r.nextInt();~
        i += 10;~
        i *= 10;~
        System.out.println(i);~
    }~
}
```

*Previous version*

```
import java.util.Random;~

public class Example {~

    public void hello() {~
        System.out.println("Hello everybody!");~
        System.out.println("This code is a magnificent example");~
        System.out.println("For the ASE 2014 conference");~
        System.out.println("It draws a number at random");~
        System.out.println("Adds 10");~
        System.out.println("Multiplies by 10");~
        System.out.println("And displays it");~
        int i = random();~
        System.out.println(i);~
    }~

    public int random() {~
        Random r = new Random();~
        int i = r.nextInt();~
        i += 10;~
        i *= 10;~
        return i;~
    }~
}
```

*Current version*

# Current approaches

```
import java.util.Random;

public class Example {

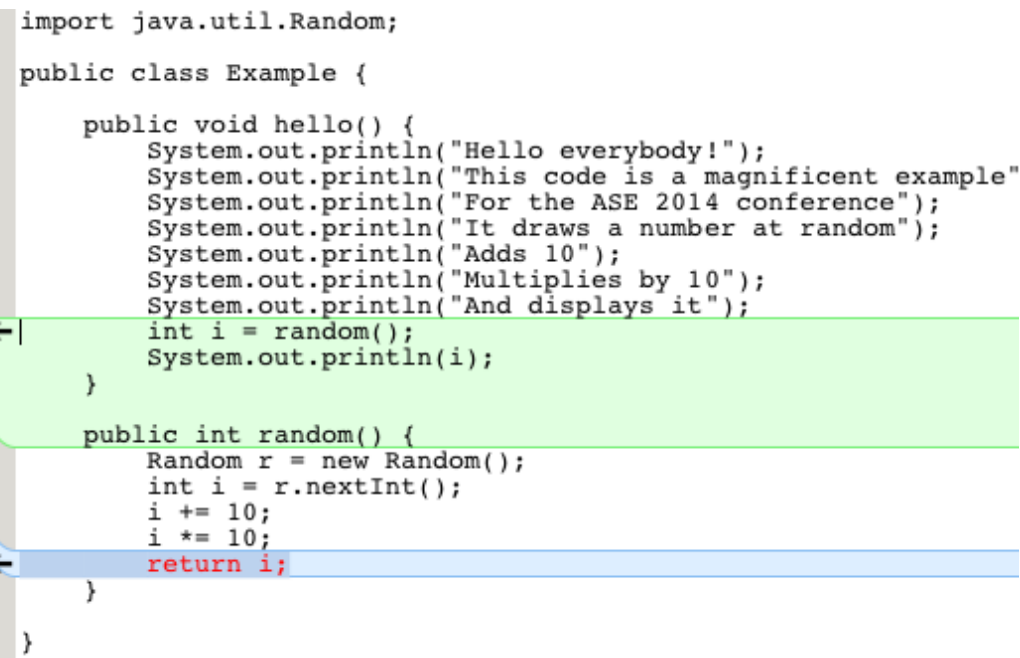
    public void hello() {
        System.out.println("Hello everybody!");
        System.out.println("This code is a magnificent example"
        System.out.println("For the ASE 2014 conference");
        System.out.println("It draws a number at random");
        System.out.println("Adds 10");
        System.out.println("Multiplies by 10");
        System.out.println("And displays it");
        Random r = new Random();
        int i = r.nextInt();
        i += 10;
        i *= 10;
        System.out.println(i);
    }
}
```

```
import java.util.Random;

public class Example {

    public void hello() {
        System.out.println("Hello everybody!");
        System.out.println("This code is a magnificent example"
        System.out.println("For the ASE 2014 conference");
        System.out.println("It draws a number at random");
        System.out.println("Adds 10");
        System.out.println("Multiplies by 10");
        System.out.println("And displays it");
        int i = random();
        System.out.println(i);
    }

    public int random() {
        Random r = new Random();
        int i = r.nextInt();
        i += 10;
        i *= 10;
        return i;
    }
}
```



# Current approaches

```
import java.util.Random;

public class Example {

    public void hello() {
        System.out.println("Hello everybody!");
        System.out.println("This code is a magnificent example"
        System.out.println("For the ASE 2014 conference");
        System.out.println("It draws a number at random");
        System.out.println("Adds 10");
        System.out.println("Multiplies by 10");
        System.out.println("And displays it");
        Random r = new Random();
        int i = r.nextInt();
        i += 10;
        i *= 10;
        System.out.println(i);
    }
}
```

```
import java.util.Random;

public class Example {

    public void hello() {
        System.out.println("Hello everybody!");
        System.out.println("This code is a magnificent example"
        System.out.println("For the ASE 2014 conference");
        System.out.println("It draws a number at random");
        System.out.println("Adds 10");
        System.out.println("Multiplies by 10");
        System.out.println("And displays it");
        int i = random();
        System.out.println(i);
    }

    public int random() {
        Random r = new Random();
        int i = r.nextInt();
        i += 10;
        i *= 10;
        return i;
    }
}
```

Don't detect moves

Not aligned on the code

→ Don't represent the developer intent

# Textual differencing

- Source code model is a sequence of text lines
- Possible actions are
  - Delete a text line
  - Insert a text line
- Problem solved: find one shortest sequence of actions
  - Transforming the previous source code model
  - Into the current source code model

# Source code differencing is hard

- It combines three implementation choices
  - Source code model
  - Set of possible actions
  - Problem solved (usually shortest sequence of actions)
- Many combinations lead to NP-hard problems
  - Textual differencing including move a subsequence of lines is NP-hard
  - Labeled graph differencing is NP-hard, even with only basic actions
  - Unordered tree differencing is NP-hard, even with only basic actions

# GumTree

```
import java.util.Random;

public class Example {

    public void hello() {
        System.out.println("Hello everybody!");
        System.out.println("This code is a magnificent example");
        System.out.println("For the ASE 2014 conference");
        System.out.println("It draws a number at random");
        System.out.println("Adds 10");
        System.out.println("Multiplies by 10");
        System.out.println("And displays it");
        Random r = new Random();
        int i = r.nextInt();
        i += 10;
        i *= 10;
        System.out.println(i);
    }
}
```

```
import java.util.Random;

public class Example {

    public void hello() {
        System.out.println("Hello everybody!");
        System.out.println("This code is a magnificent example");
        System.out.println("For the ASE 2014 conference");
        System.out.println("It draws a number at random");
        System.out.println("Adds 10");
        System.out.println("Multiplies by 10");
        System.out.println("And displays it");
        int i = random();
        System.out.println(i);
    }

    public int random() {
        Random r = new Random();
        int i = r.nextInt();
        i += 10;
        i *= 10;
        return i;
    }
}
```



# Our choices

- Source code model
  - a labeled ordered rooted tree
- Possible actions
  - Node insertion
  - Node deletion
  - Node relabel
  - Subtree move
- Problem solved
  - short sequence that corresponds to a developer intent

# The process

1. Parse code files to our code agnostic tree structure
- 2. Find mappings between nodes**
  - *Like developers manually proceed*
3. Deduce code edition actions (as in [6])
4. Output code differences

# Finding mappings

## 1. Top-down phase

- Find biggest chunks of unmodified code

## 2. Bottom-up phase

- Propagate mappings to the containers of these chunks (functions, classes, ...)
- Extend mappings in the left-over code of these containers

# Example

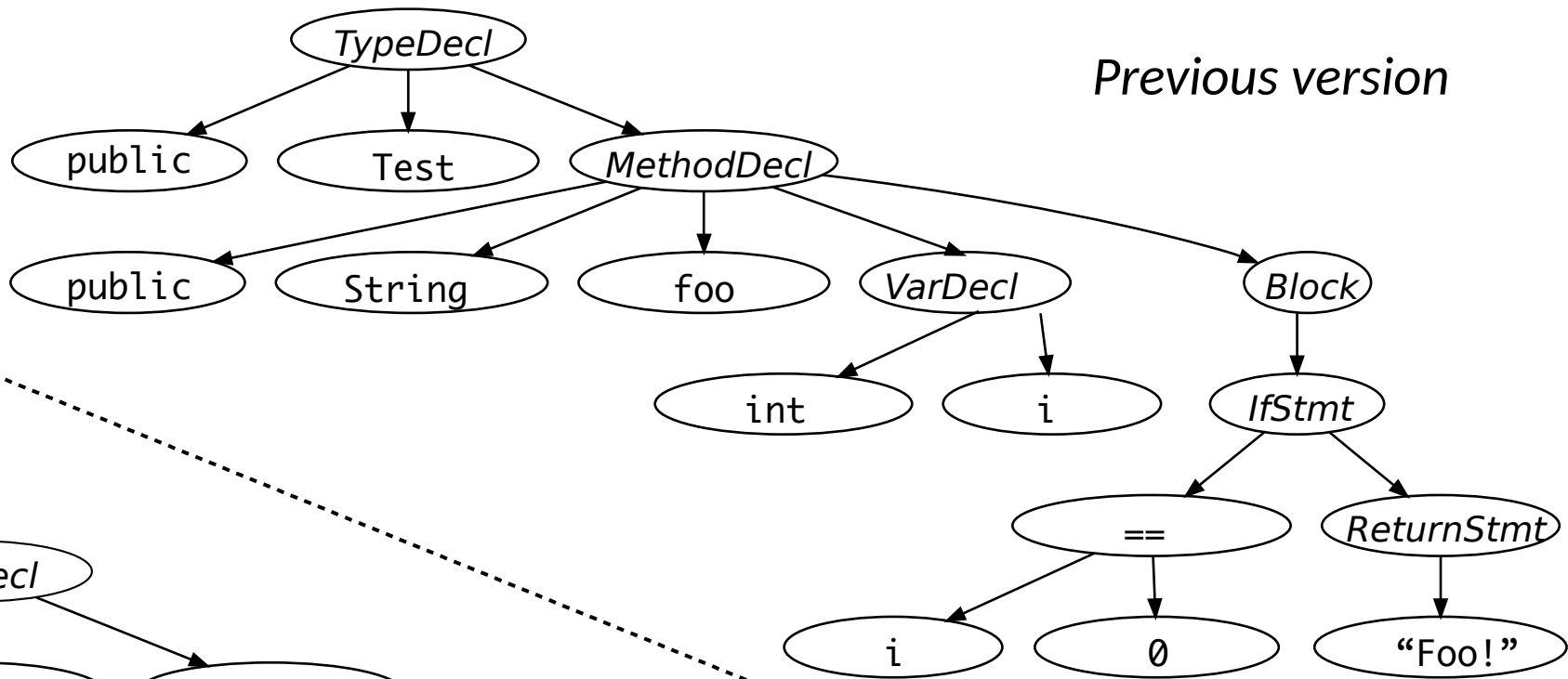
```
public class Test {  
    public String foo(int i) {  
        if (i == 0)  
            return "Foo!";  
    }  
}
```

*Previous version*

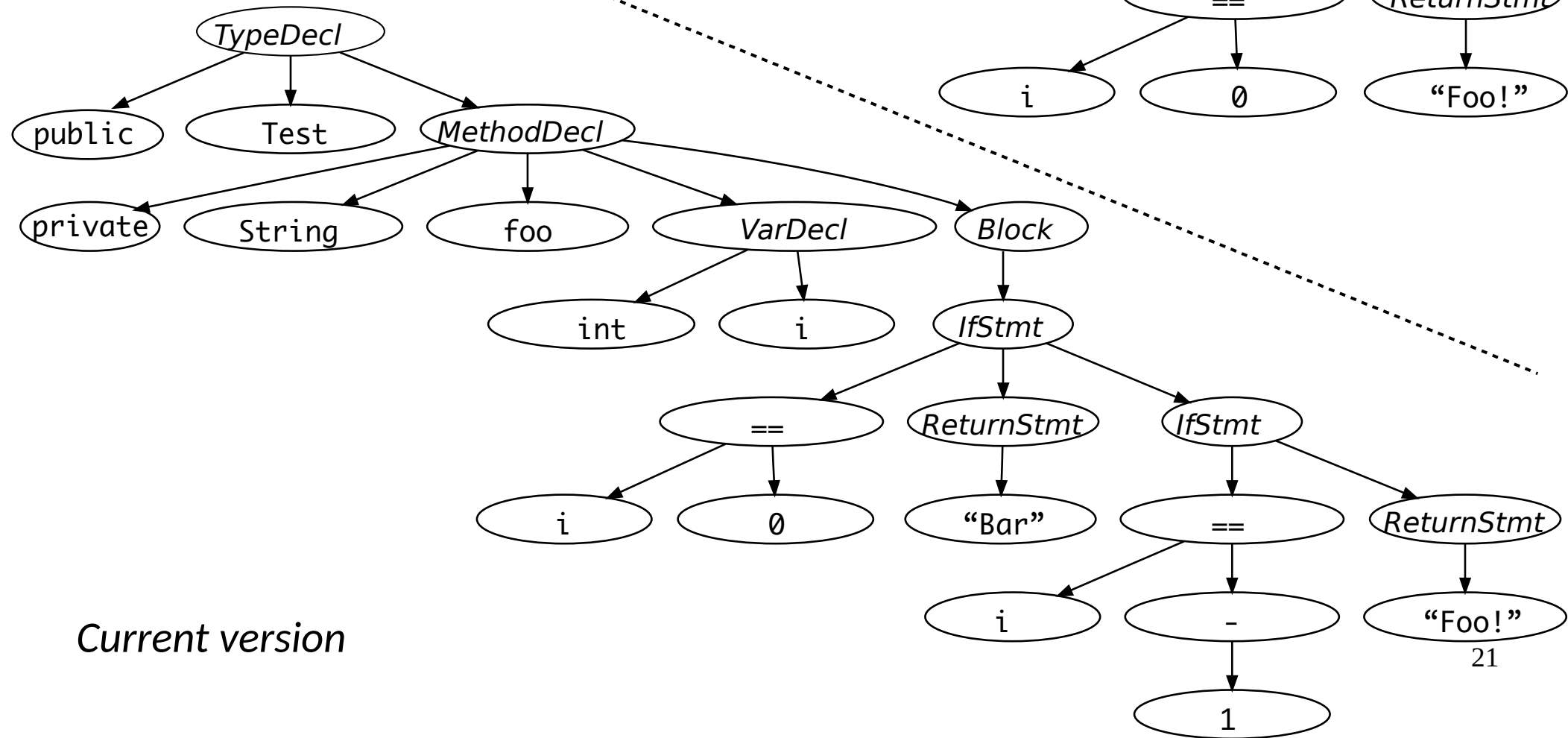
```
public class Test {  
    private String foo(int i) {  
        if (i == 0)  
            return "Bar";  
        else if (i == -1)  
            return "Foo!";  
    }  
}
```

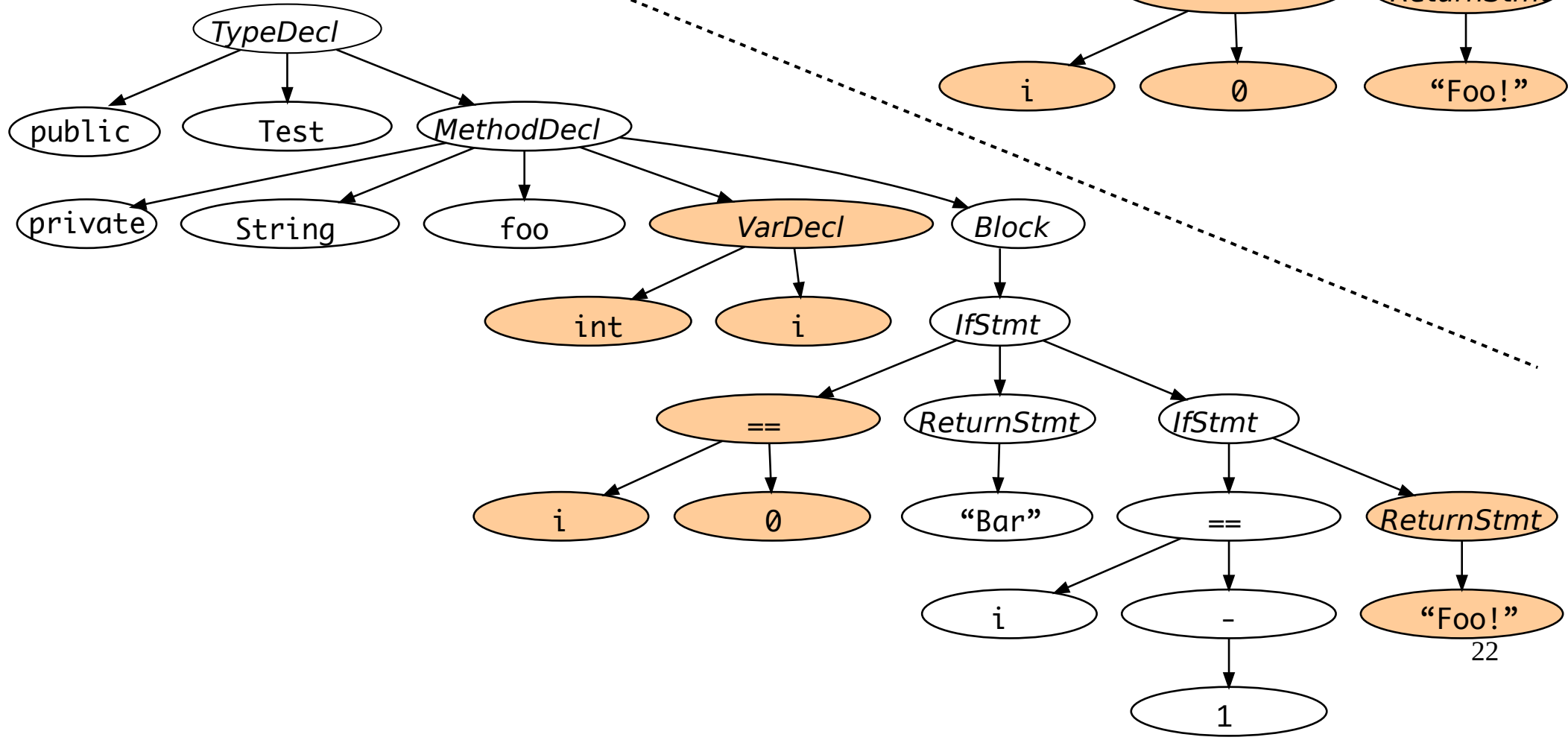
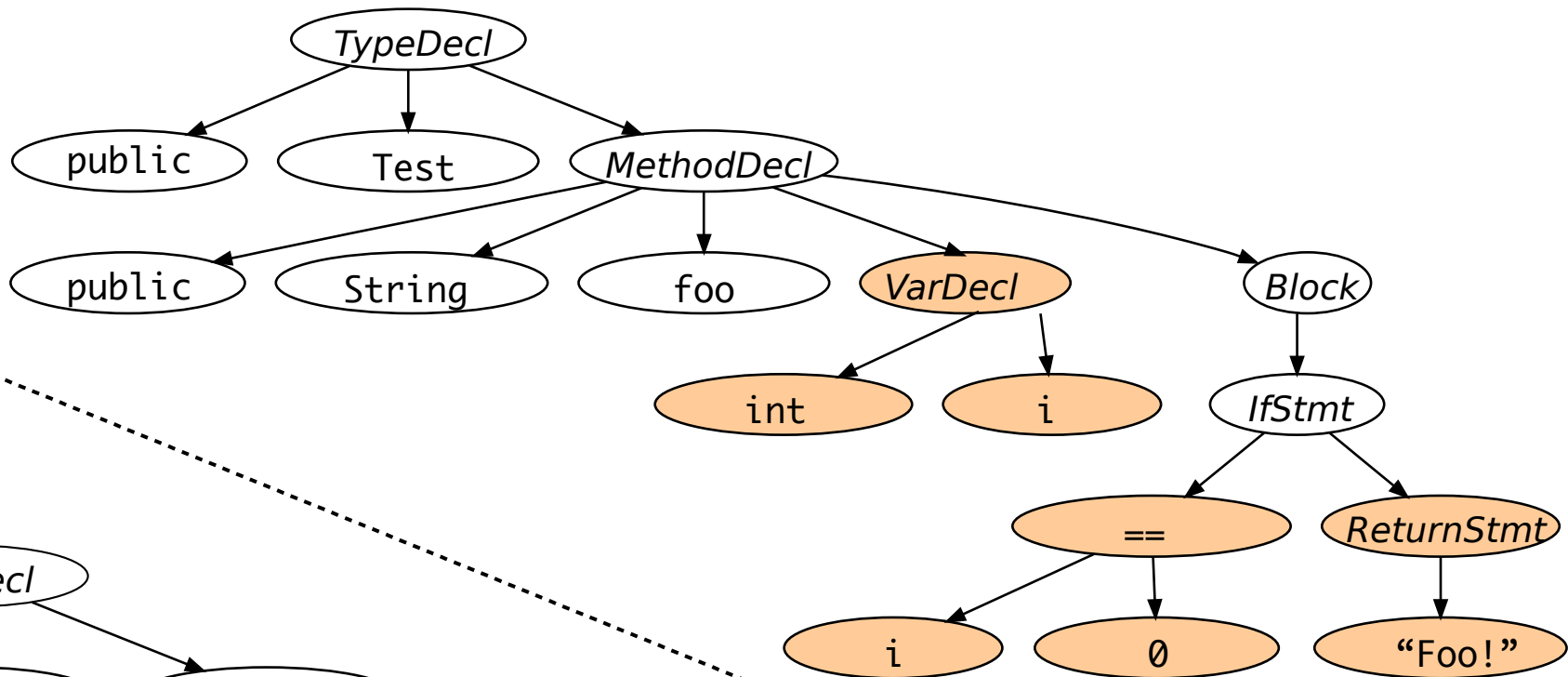
*Current version*

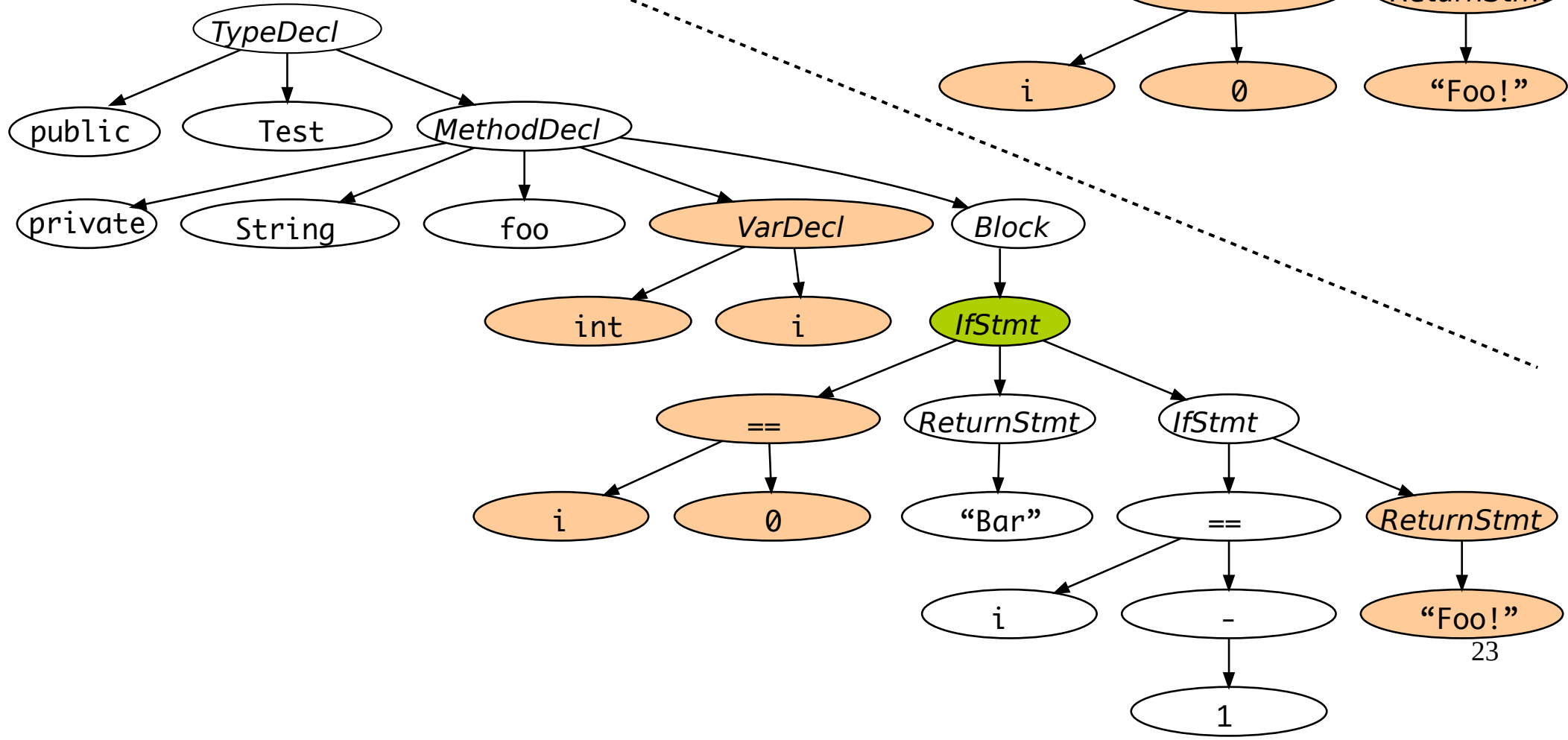
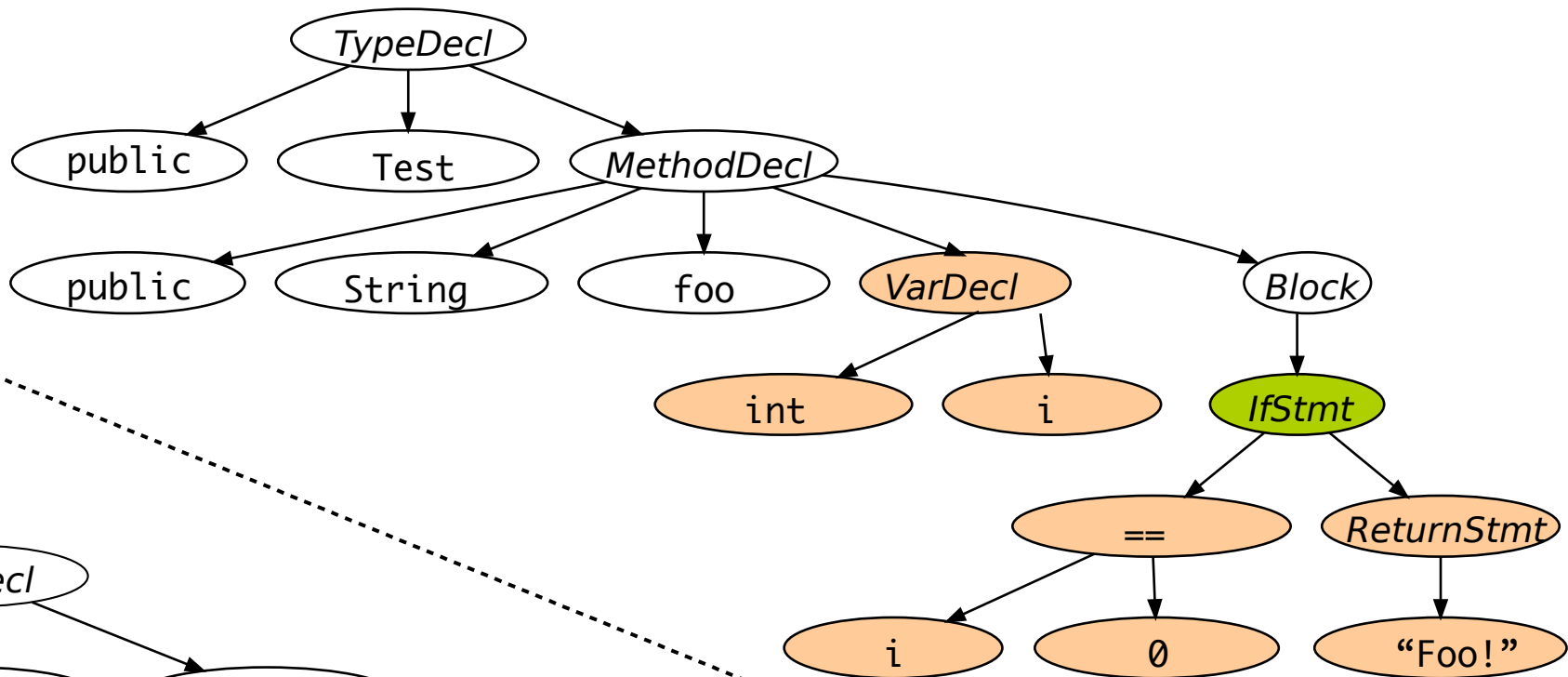
Previous version

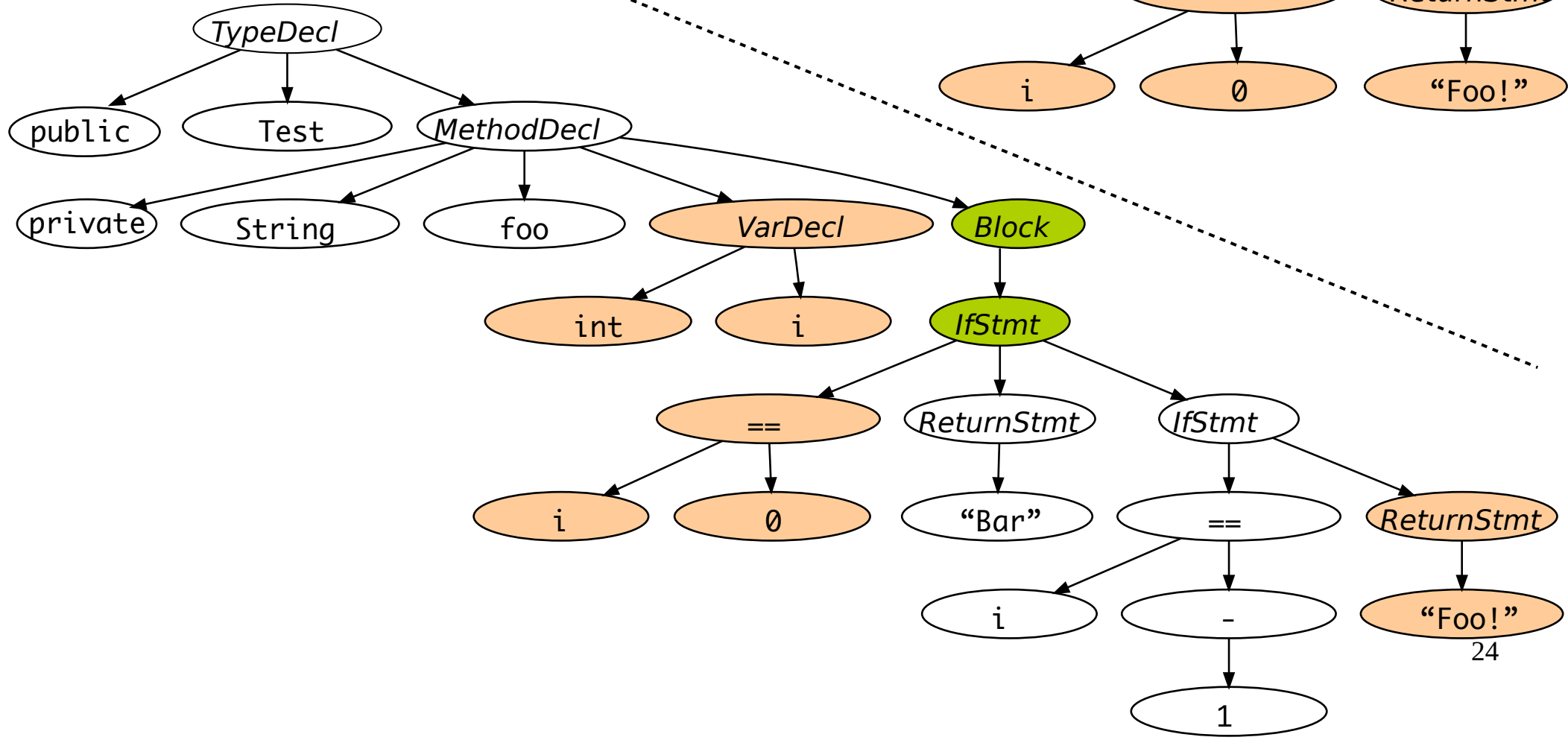
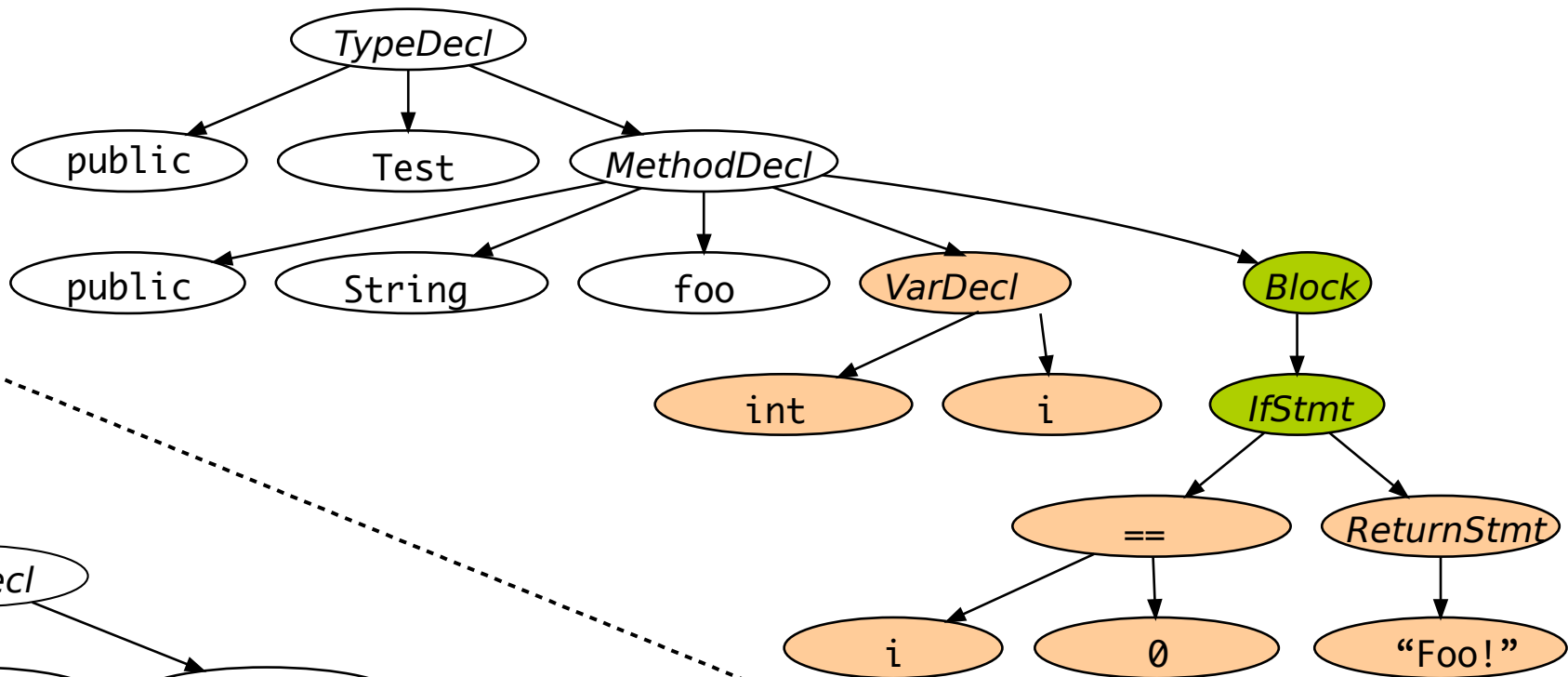


Current version

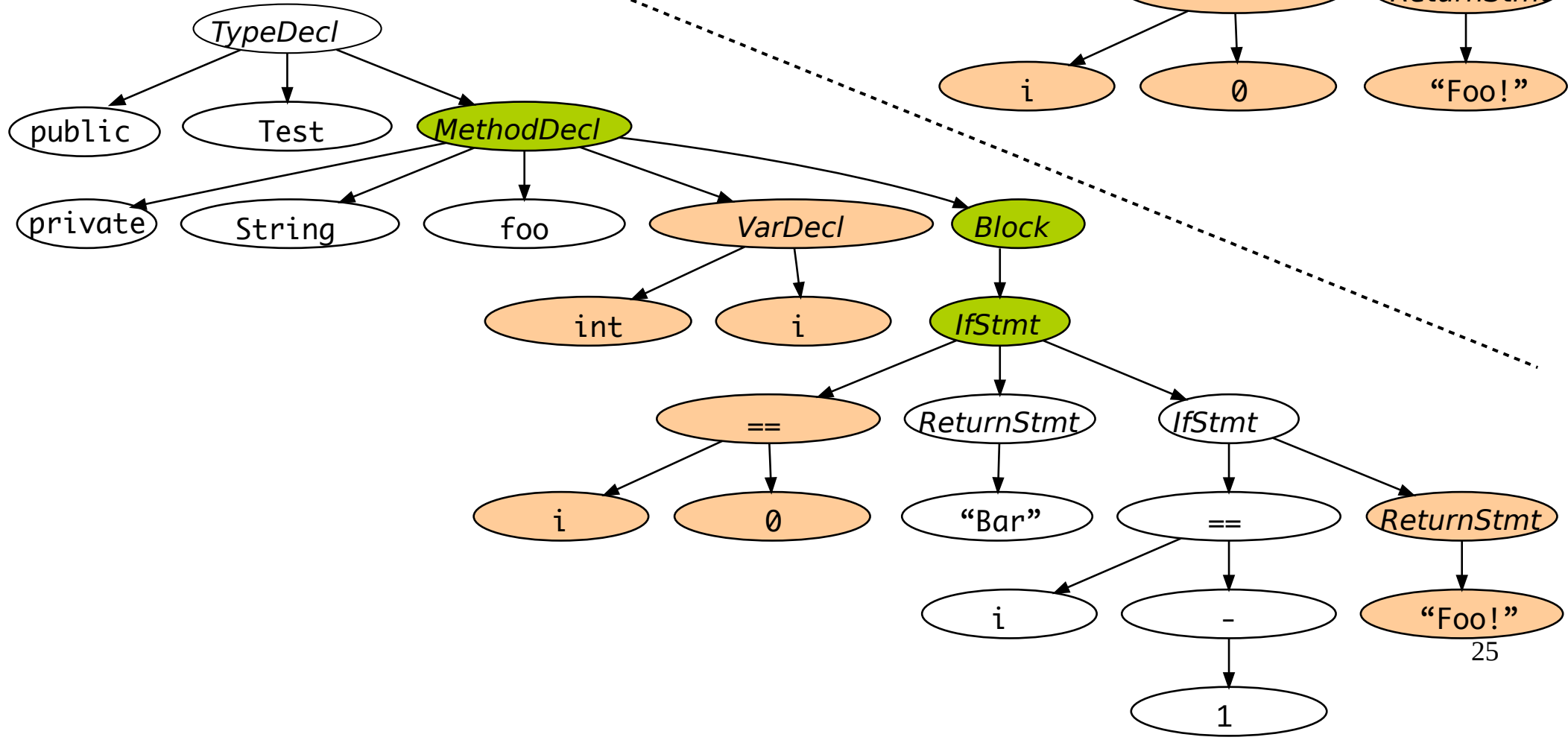
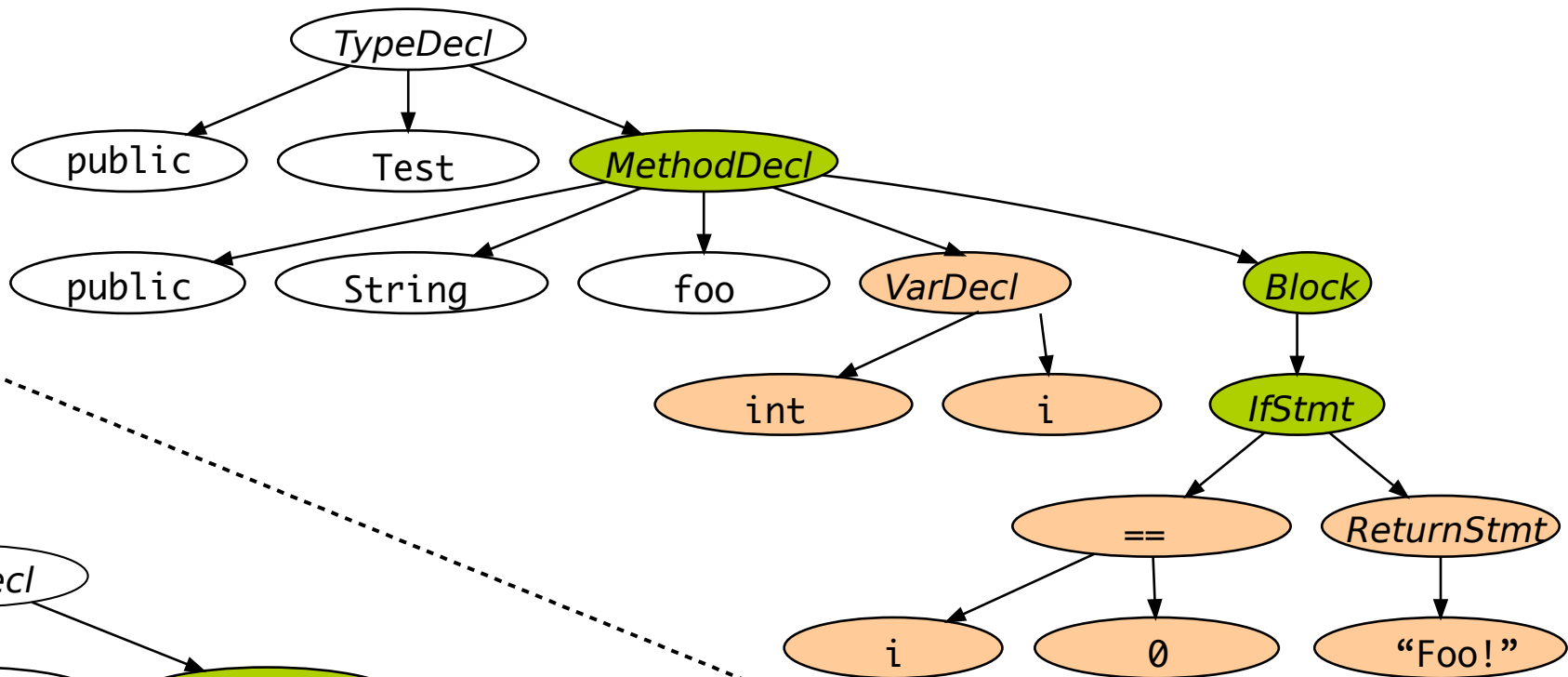


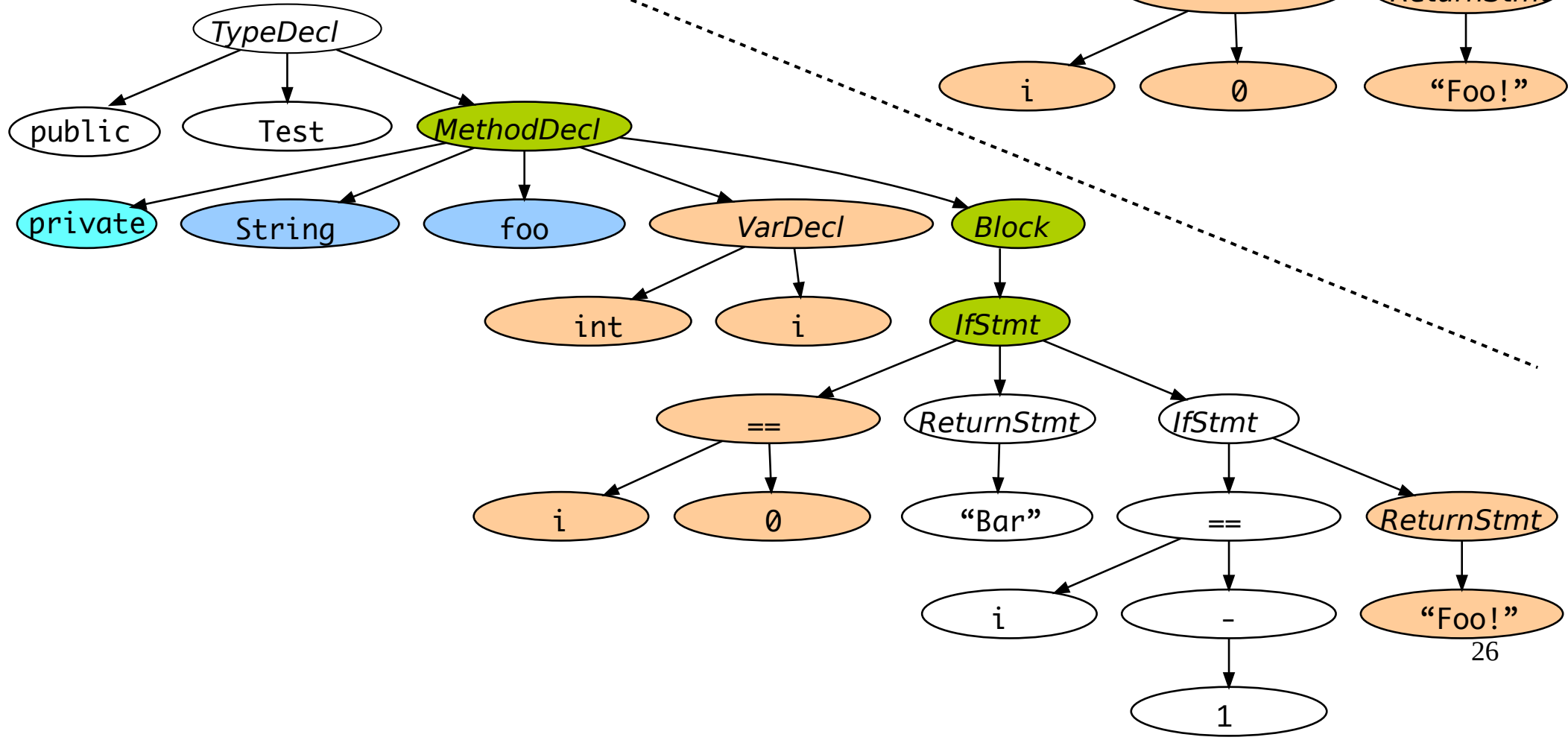
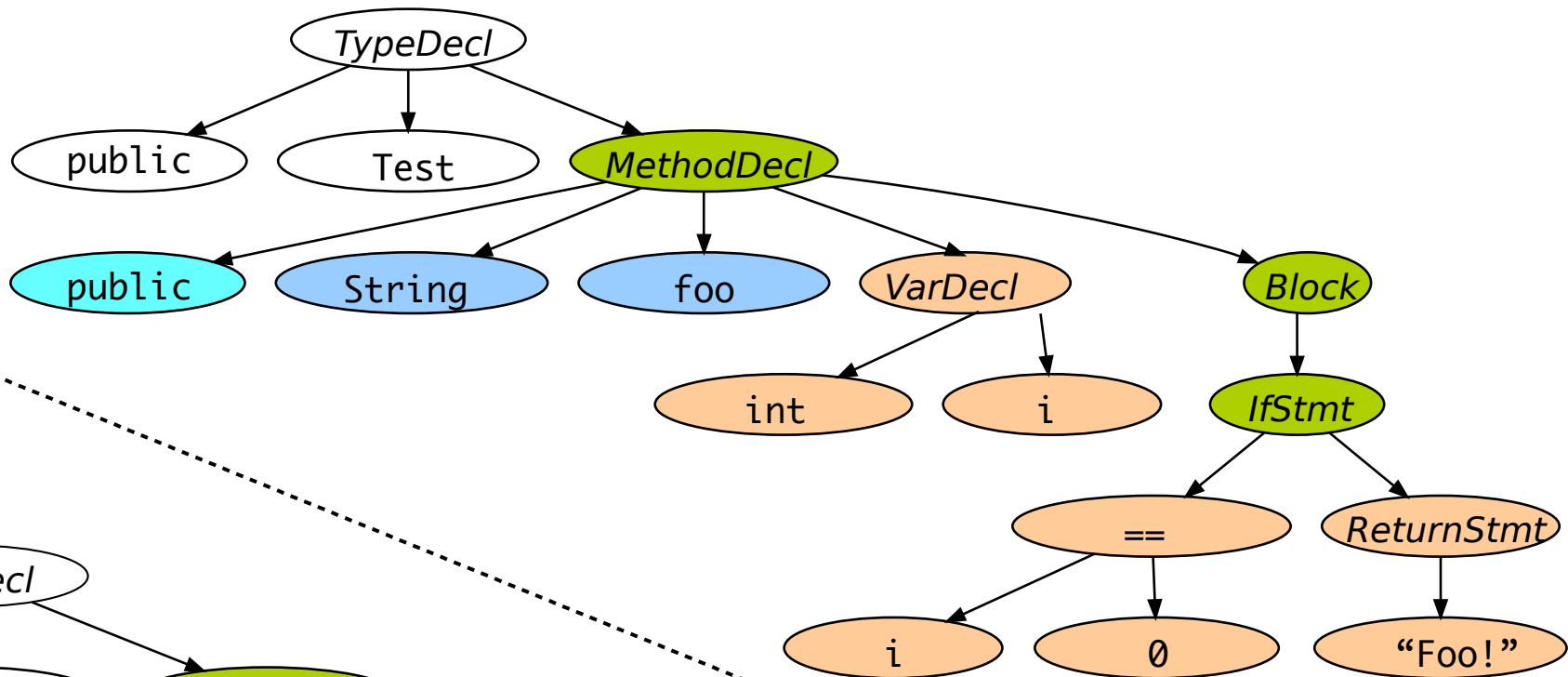


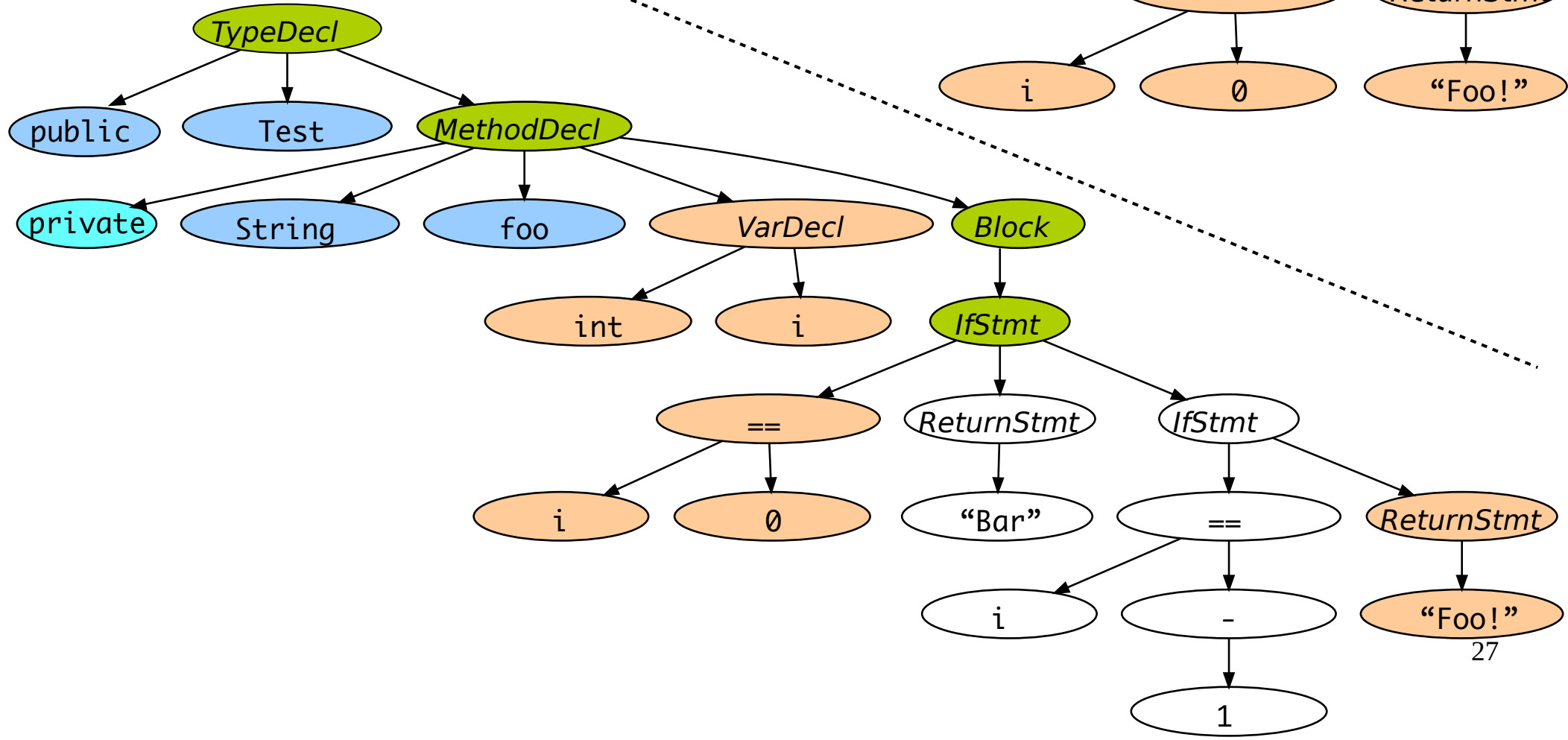
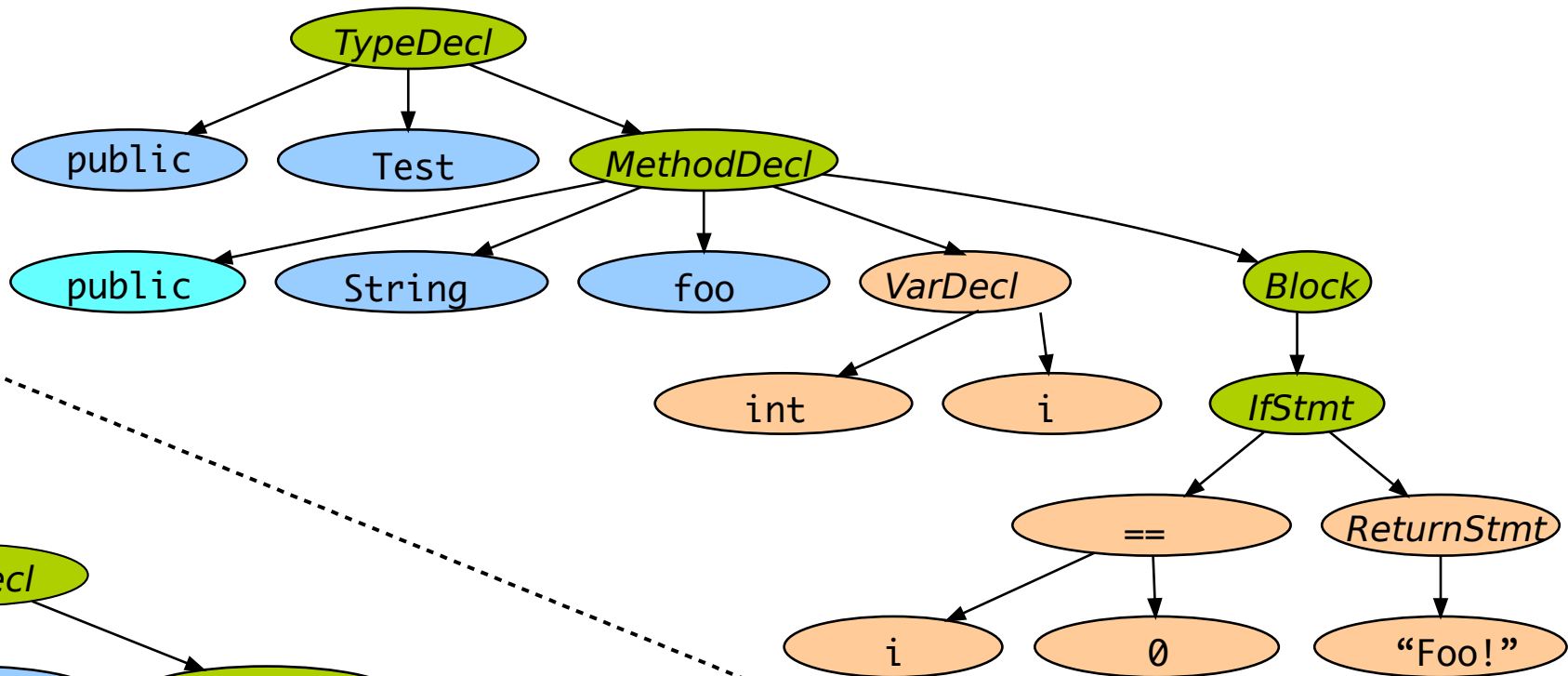












# Output

```
public class Test {  
    public String foo(int i) {  
        if (i == 0)  
            return "Foo!";  
    }  
}
```

*Previous version*

```
public class Test {  
    private String foo(int i) {  
        if (i == 0)  
            return "Bar";  
        else if (i == -1)  
            return "Foo!";  
    }  
}
```

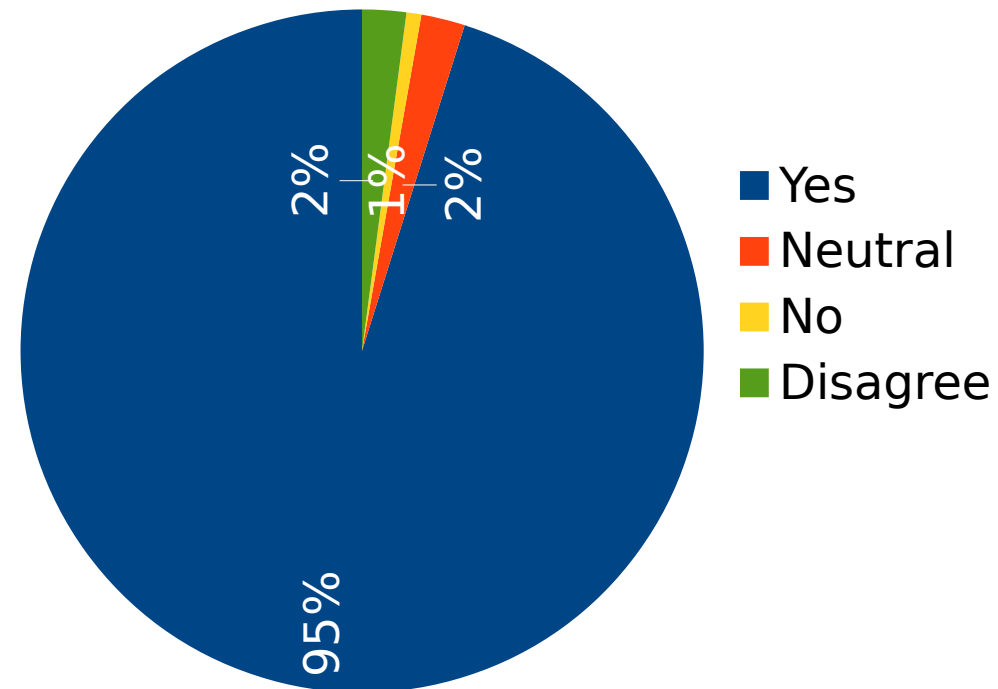
*Current version*

# Human evaluation

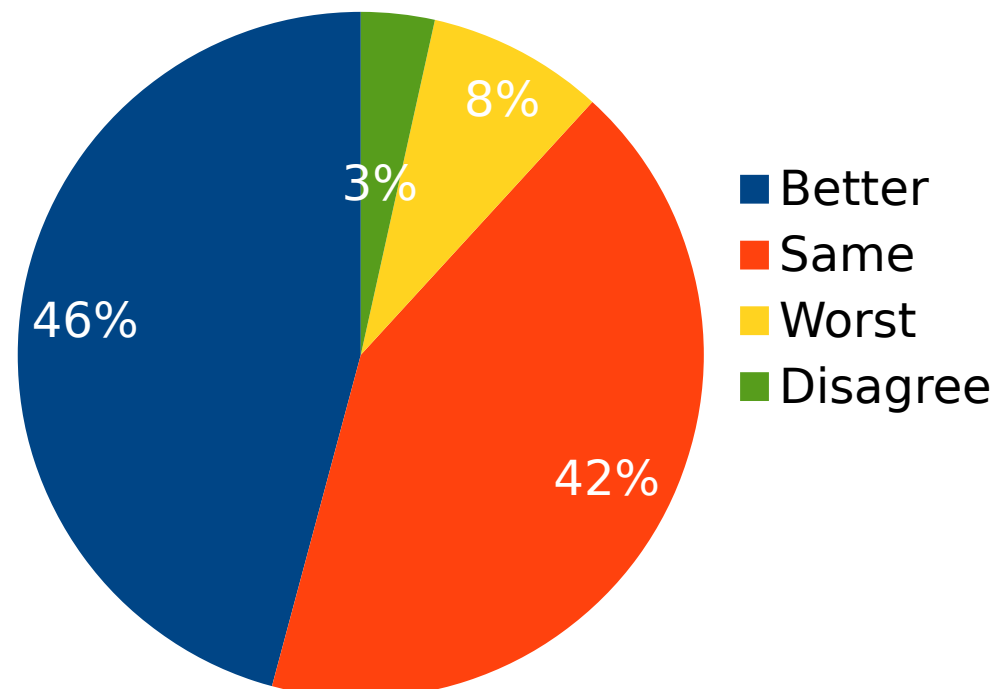
- 144 file modifications from 16 Java projects
- Two tools
  - GumTree
  - A visual text diff tool
- Two questions
  - GumTree does a good job? (*Yes, Neutral or No*)
  - GumTree is better than text diff? (*Yes, No or Same*)
- Three raters
- I report the opinion of the majority

# Results

GumTree does a good job?



GumTree vs text diff?



# *Support* application

# Find experts

- Software development involves large teams of developers who have their own set of skills
- Experts are developers with a strong knowledge in a technology (API, language, ...)
- Experts are often searched for
  - Fix issue with a particular library
  - Problem with a language construct

→ how to know what are the technical skills of developers?



# Self and peer evaluation

- Very subjective
- Time consuming
- Hard to keep up to date

# What is an expert?

- What is a Java language expert?
  - Someone who knows inheritance
  - Someone who knows how to compile Java code
  - Someone who knows how to test in Java
  - ...

# Our approach

- Thomas the apostle: “I believe what I observe”
- Domain specific language to define how to observe skills from code modifications
- And count skill observations in all code modifications
  - Less subjective
  - Easy to keep up-to-date

# Example

31	@Test	33	@Test
98	for(int i = 0; i < size; i ++)	100	for(int i = 0; i < size; i ++)
99	someNode.setMetadata(keys[i], values[i]);	101	someNode.setMetadata(keys[i], values[i]);
100	}	102	}
		103	+
		104	+
		105	+ @Test
		106	+ public void testExportCustom() throws Exception {
		107	+ final String pos = "pos";
		108	+ someNode.setMetadata(key, v1);
		109	+ someNode.setMetadata(pos, new int[]{1,2,3,4});
		110	+ tc.setMetadata(v2, v3);
		111	+ assertEquals("Export JSON", valJSON,
			TreeIoUtils.toJson(tc).export(key, v2).export(pos, x ->
			Arrays.toString((int[]) x)).toString());
		112	+ assertEquals("Export LISP", valLISP,
			TreeIoUtils.toLisp(tc).export(key, v2).export(pos, x ->
			Arrays.toString((int[]) x)).toString());
		113	+ assertEquals("Export XML", valXML,

# Technical skills DSL

```
<pattern id="Add a JUnit method">
  <kind value="added|edited" />
  <files>
    <file value=".java$" />
  </files>
  <contents>
    <content value="import org.junit." />
  </contents>
  <tree parser="Java">
    <queries>
      <query value="
        //MethodDeclaration[MarkerAnnotation[@added]/SimpleName[@label='Test'][@added]]"/>
    </queries>
  </tree>
</pattern>
```

Syntax  
(GumTree)

XPath Expression

Created elements are annotated @added

# Other applications

- Automated study on the evolution of faults in Linux
- JavaScript differencing in web applications
- Study how developers document source code
- Improve software activity metrics
- ...

# Lessons learned

# My other contributions

- Automated extraction of developers' skills
- Relation between developer's organization and bugs
- Benchmarks to validate clone detectors and clone detection in CSS
- Assistance to library replacement
- Study and tools to understand and remove cycles in software systems



# Is it *really* a problem?

- We (researchers) are usually not industrial software developers
- The problem we are working on might be irrelevant
- Solution 1: mining to find problem occurrence
  - Advantages: easy to do
  - Caveats: lack of observations does not imply irrelevance
- Solution 2: ask real developers
  - Advantages: the best way to ensure relevance
  - Caveats: hard to find developers, legal issues

# Collecting data

- In a perfect world
  - Processes and tools are used perfectly
  - Data is well structured
- In the software world
  - Processes and tools are misused (or ignored)
  - Information is hidden among weird conventions
- Solution 1 : automatic cleaning approaches
  - Advantages : quick and easy to apply
  - Caveats : usually bad precision and/or recall
- Solution 2 : manual cleaning
  - Advantages : much more efficient
  - Caveats : long, tedious and researchers cannot judge everything

# Validation

- Studies should have a good internal validity
- Studies should have a good external validity
- Having both at the same time is a nightmare
- Solution : replication
  - Replicating a study is hard
  - Tools have to be available
  - Datasets have to be available
  - We ensure that our tools and datasets are available

# Future work & conclusion

# Change clusters

```
import java.util.Random;

public class Example {

    public void hello() {
        System.out.println("Hello everybody!");
        System.out.println("This code is a magnificent example");
        System.out.println("For the ASE 2014 conference");
        System.out.println("It draws a number at random");
        System.out.println("Adds 10");
        System.out.println("Multiplies by 10");
        System.out.println("And displays it");
        Random r = new Random();
        int i = r.nextInt();
        i += 10;
        i *= 10;
        System.out.println(i);
    }
}
```

```
import java.util.Random;

public class Example {

    public void hello() {
        System.out.println("Hello everybody!");
        System.out.println("This code is a magnificent example");
        System.out.println("For the ASE 2014 conference");
        System.out.println("It draws a number at random");
        System.out.println("Adds 10");
        System.out.println("Multiplies by 10");
        System.out.println("And displays it");
        int i = random();
        System.out.println(i);
    }

    public int random() {
        Random r = new Random();
        int i = r.nextInt();
        i += 10;
        i *= 10;
        return i;
    }
}
```

# Change clusters

```
01 Insert MethodDeclaration (84) into TypeDeclaration(85) at 3
02 Insert Modifier:public(55) into MethodDeclaration (84) at 0
03 Insert PrimitiveType:int(56) into MethodDeclaration(84) at 1
04 Insert SimpleName:random(57) into MethodDeclaration(84) at 2
05 Insert Block(83) into MethodDeclaration(84) at 3
06 Insert VariableDeclarationStatement(47) into Block(53) at 7
07 Move VariableDeclarationStatement(49) into Block(83) at 0
08 Move VariableDeclarationStatement(56) into Block(83) at 1
09 Move ExpressionStatement(60) into Block(83) at 2
10 Move ExpressionStatement(64) into Block(83) at 3
11 Insert ReturnStatement(82) into Block(83) at 4
12 Insert PrimitiveType:int(42) into VariableDeclarationStatement(47) at 0
13 Insert VariableDeclarationFragment(46) into VariableDeclarationStatement(47) at 1
14 Insert SimpleName:i(81) into ReturnStatement(82) at 0
15 Insert SimpleName:i(43) into VariableDeclarationFragment(46) at 0
16 Insert MethodInvocation(45) into VariableDeclarationFragment(46) at 1
17 Insert SimpleName:random(44) into MethodInvocation(45) at 0
```

# Change clusters

```
01 Insert MethodDeclaration (84) into TypeDeclaration(85) at 3
02 Insert Modifier:public(55) into MethodDeclaration (84) at 0
03 Insert PrimitiveType:int(56) into MethodDeclaration(84) at 1
04 Insert SimpleName:random(57) into MethodDeclaration(84) at 2
05 Insert Block(83) into MethodDeclaration(84) at 3
06 Insert VariableDeclarationStatement(47) into Block(53) at 7
```

*New method*

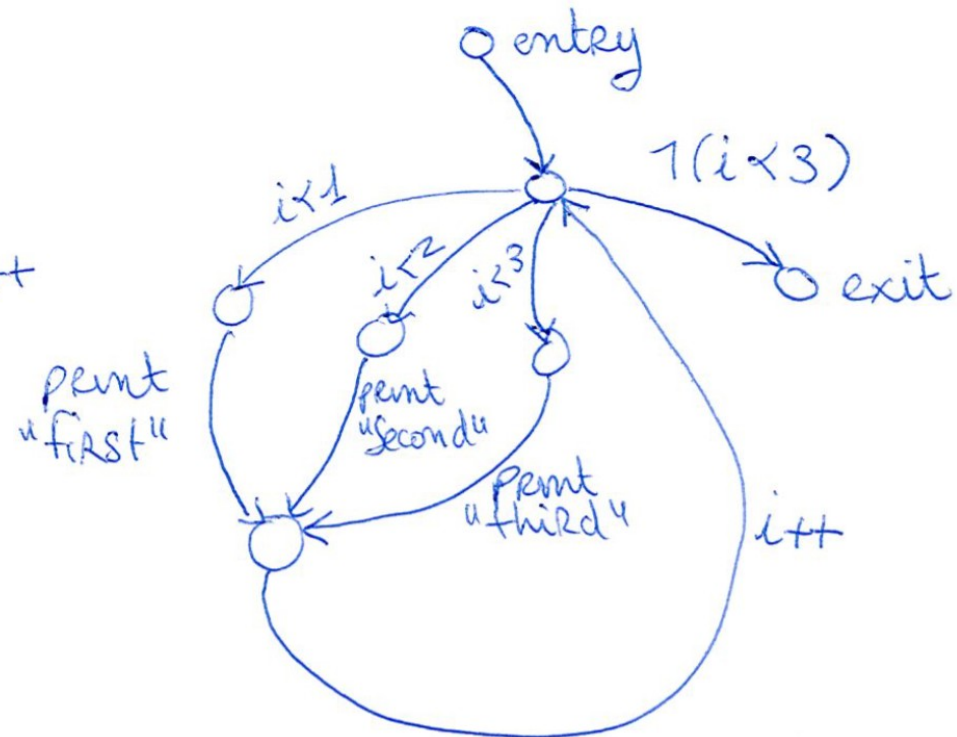
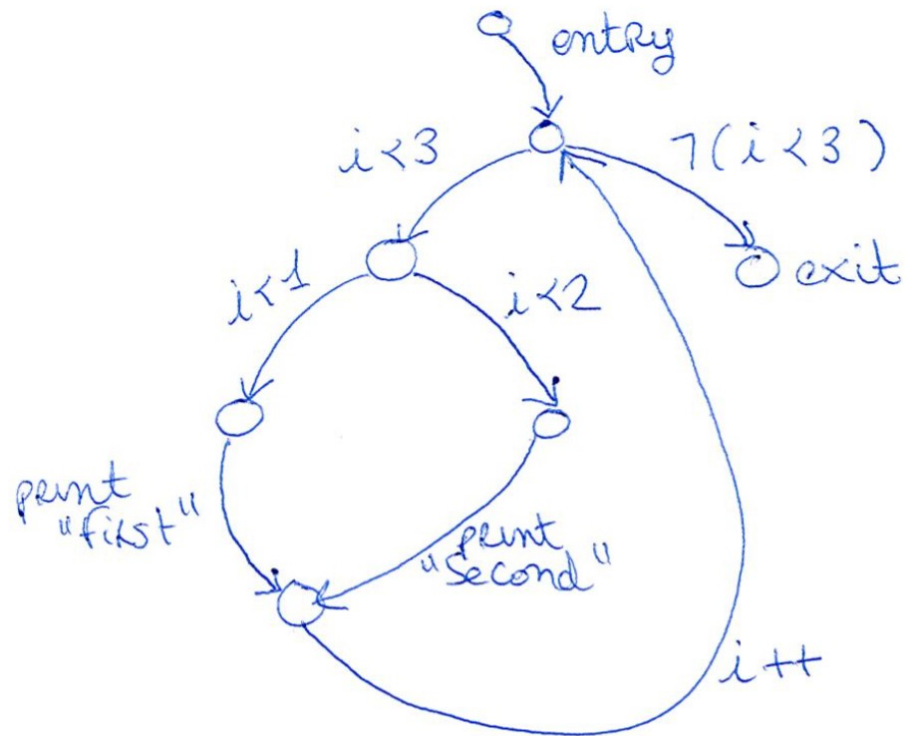
```
07 Move VariableDeclarationStatement(49) into Block(83) at 0
08 Move VariableDeclarationStatement(56) into Block(83) at 1
09 Move ExpressionStatement(60) into Block(83) at 2
10 Move ExpressionStatement(64) into Block(83) at 3
```

*Move statements*

```
11 Insert ReturnStatement(82) into Block(83) at 4
12 Insert PrimitiveType:int(42) into VariableDeclarationStatement(47) at 0
13 Insert VariableDeclarationFragment(46) into VariableDeclarationStatement(47) at 1
14 Insert SimpleName:i(81) into ReturnStatement(82) at 0
15 Insert SimpleName:i(43) into VariableDeclarationFragment(46) at 0
16 Insert MethodInvocation(45) into VariableDeclarationFragment(46) at 1
17 Insert SimpleName:random(44) into MethodInvocation(45) at 0
```

*Call to new method*

# Programs as graphs





# Graph differencing

- Find the right model
  - labeled digraph?
- Find the right set of actions
  - Insert node ?
  - Disconnect edge ?
  - ...
- Find heuristics to compute solutions
  - That make sense to software developers!

# Applications to software evolution

- Empirical studies on how developers use syntactic constructs during evolution
  - Do Java developers use the new lambdas?
  - How code documentation is realized in practice?
- Better tools to assess impact of changes
  - On syntax
  - On execution
  - On tests
  - ...

# Wrapping up

- Source code differencing is essential to software evolution research
- Existing approaches to differentiate code are limited
- GumTree, an improved source code differencing approach
- Successfully applied in several software evolution research scenarios