

Strongly locally irregular graphs and decompositions

Julien Bensmail^a, Clara Marcille^b

a: I3S/INRIA, Université Côte d'Azur, France

b: LaBRI, Université de Bordeaux, France

Journées Graphes et Algorithmes, 20 November 2024

Irregularity



Irregularity



What is an irregular graph?

Irregularity



What is an irregular graph?

Figure: Some guy thinking [Chartrand, Erdős and Oellermann 88].

Irregularity



What is an irregular graph?

Figure: Some guy thinking [Chartrand, Erdős and Oellermann 88].

Observation

There is no graph other than K_1 where every two vertices have different degree.

Local irregularity

Local irregularity

Locally irregular (l.i.) graphs

A graph is *locally* irregular if every two adjacent vertices have distinct degree.

Local irregularity

Locally irregular (l.i.) graphs

A graph is *locally* irregular if every two adjacent vertices have distinct degree.

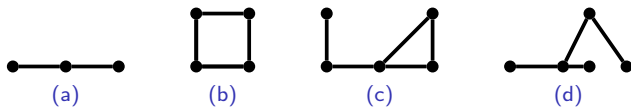


Figure: Locally irregular (or not) graphs

Local irregularity

Locally irregular (l.i.) graphs

A graph is *locally* irregular if every two adjacent vertices have distinct degree.

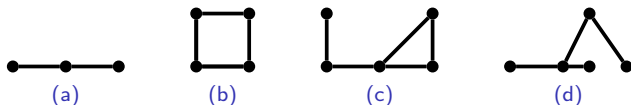


Figure: Locally irregular (or not) graphs

Observation

Not all graphs are locally irregular.

L.i. decompositions

Definition

A *decomposition* of a graph G is a partition of the edges of G . A *locally irregular decomposition* (l.i. decomposition) is a decomposition in locally irregular graphs.

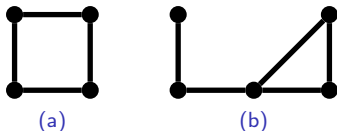


Figure: Two graphs that are not locally irregular

L.i. decompositions

Definition

A *decomposition* of a graph G is a partition of the edges of G . A *locally irregular decomposition* (l.i. decomposition) is a decomposition in locally irregular graphs.

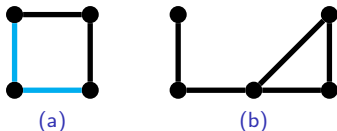


Figure: Two graphs that are not locally irregular

L.i. decompositions

Definition

A *decomposition* of a graph G is a partition of the edges of G . A *locally irregular decomposition* (l.i. decomposition) is a decomposition in locally irregular graphs.

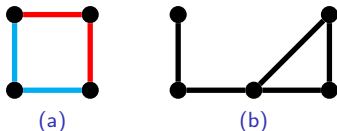


Figure: Two graphs that are not locally irregular

L.i. decompositions

Definition

A *decomposition* of a graph G is a partition of the edges of G . A *locally irregular decomposition* (l.i. decomposition) is a decomposition in locally irregular graphs.

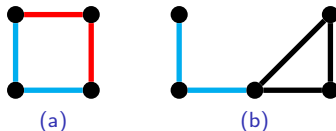


Figure: Two graphs that are not locally irregular

L.i. decompositions

Definition

A *decomposition* of a graph G is a partition of the edges of G . A *locally irregular decomposition* (l.i. decomposition) is a decomposition in locally irregular graphs.

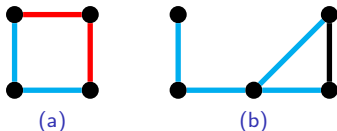


Figure: Two graphs that are not locally irregular

L.i. decompositions

Definition

A *decomposition* of a graph G is a partition of the edges of G . A *locally irregular decomposition* (l.i. decomposition) is a decomposition in locally irregular graphs.

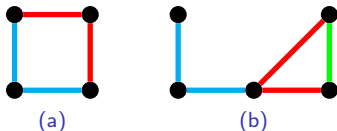


Figure: Two graphs that are not locally irregular

L.i. decompositions

Definition

A *decomposition* of a graph G is a partition of the edges of G . A *locally irregular decomposition* (l.i. decomposition) is a decomposition in locally irregular graphs.

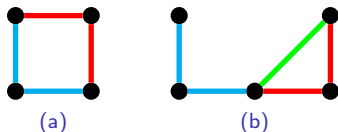


Figure: Two graphs that are not locally irregular

Strong local irregularity

Strong local irregularity

Definition

A graph is *strongly locally irregular* (s.l.i. for short) if the degrees of every two adjacent vertices differ by at least 2.

Strong local irregularity

Definition

A graph is *strongly locally irregular* (s.l.i. for short) if the degrees of every two adjacent vertices differ by at least 2.

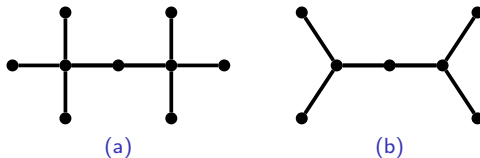


Figure: A strongly locally irregular graph and one that is no s.l.i.

Decomposability

Decomposability

S.l.i. decomposition

If a graph is not s.l.i., then we can try to decompose it into s.l.i. graphs.

Decomposability

S.l.i. decomposition

If a graph is not s.l.i., then we can try to decompose it into s.l.i. graphs.

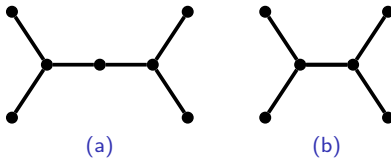


Figure: A strongly locally irregular graph and one that is not s.li.

Decomposability

S.l.i. decomposition

If a graph is not s.l.i., then we can try to decompose it into s.l.i. graphs.

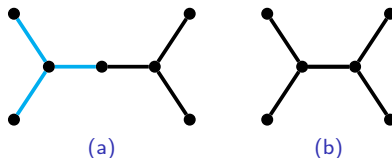


Figure: A strongly locally irregular graph and one that is not s.li.

Decomposability

S.l.i. decomposition

If a graph is not s.l.i., then we can try to decompose it into s.l.i. graphs.

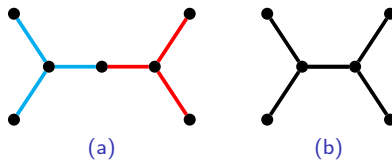


Figure: A strongly locally irregular graph and one that is not s.li.

Decomposability

S.l.i. decomposition

If a graph is not s.l.i., then we can try to decompose it into s.l.i. graphs.

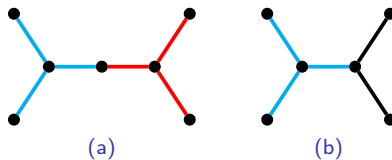


Figure: A strongly locally irregular graph and one that is not s.li.

Decomposability

S.l.i. decomposition

If a graph is not s.l.i., then we can try to decompose it into s.l.i. graphs.

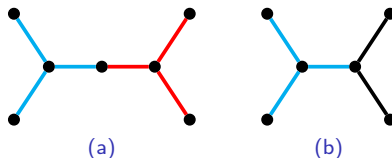


Figure: A strongly locally irregular graph and one that is not s.li.

Theorem

Given a graph G , deciding if G admits a s.l.i. decomposition is NP-hard.

This stays true for planar graphs of maximum degree 4.

Some decomposable classes

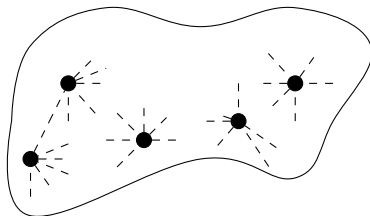
Theorem

If G is a graph with minimum degree at least 6, then G admits a s.l.i. decomposition.

Some decomposable classes

Theorem

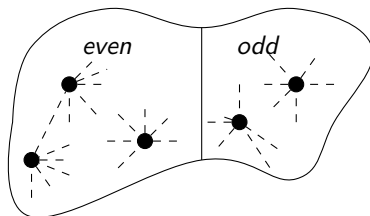
If G is a graph with minimum degree at least 6, then G admits a s.l.i. decomposition.



Some decomposable classes

Theorem

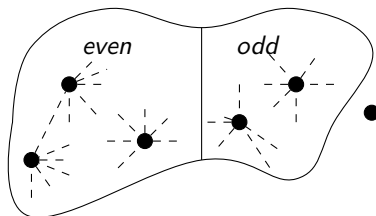
If G is a graph with minimum degree at least 6, then G admits a s.l.i. decomposition.



Some decomposable classes

Theorem

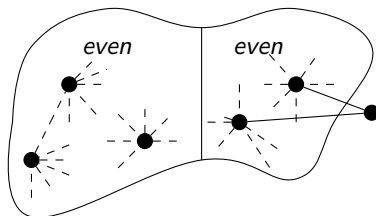
If G is a graph with minimum degree at least 6, then G admits a s.l.i. decomposition.



Some decomposable classes

Theorem

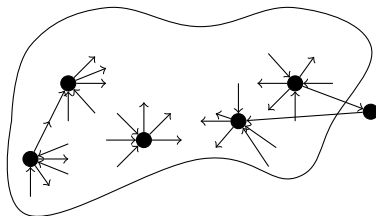
If G is a graph with minimum degree at least 6, then G admits a s.l.i. decomposition.



Some decomposable classes

Theorem

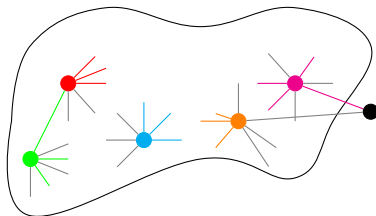
If G is a graph with minimum degree at least 6, then G admits a s.l.i. decomposition.



Some decomposable classes

Theorem

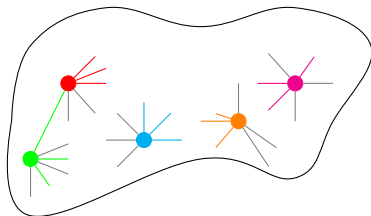
If G is a graph with minimum degree at least 6, then G admits a s.l.i. decomposition.



Some decomposable classes

Theorem

If G is a graph with minimum degree at least 6, then G admits a s.l.i. decomposition.



Some decomposable classes

Theorem

If G is a graph with minimum degree at least 6, then G admits a s.l.i. decomposition.

Theorem

If G is a bipartite graph with minimum degree 3, then G admits a s.l.i. decomposition.

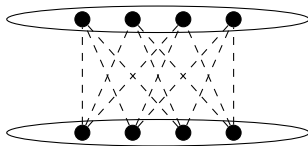
Some decomposable classes

Theorem

If G is a graph with minimum degree at least 6, then G admits a s.l.i. decomposition.

Theorem

If G is a bipartite graph with minimum degree 3, then G admits a s.l.i. decomposition.



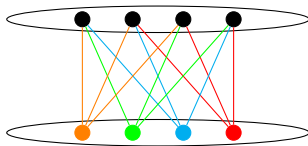
Some decomposable classes

Theorem

If G is a graph with minimum degree at least 6, then G admits a s.l.i. decomposition.

Theorem

If G is a bipartite graph with minimum degree 3, then G admits a s.l.i. decomposition.



Subcubic graphs

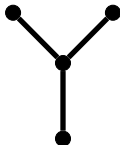
Theorem

A subcubic graph G is s.l.i decomposable if and only if there exists a bipartition of G where all vertices of degree less than 2 are in the same part.

Subcubic graphs

Theorem

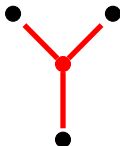
A subcubic graph G is s.l.i decomposable if and only if there exists a bipartition of G where all vertices of degree less than 2 are in the same part.



Subcubic graphs

Theorem

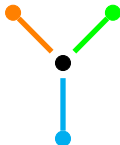
A subcubic graph G is s.l.i decomposable if and only if there exists a bipartition of G where all vertices of degree less than 2 are in the same part.



Subcubic graphs

Theorem

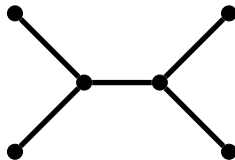
A subcubic graph G is s.l.i decomposable if and only if there exists a bipartition of G where all vertices of degree less than 2 are in the same part.



Subcubic graphs

Theorem

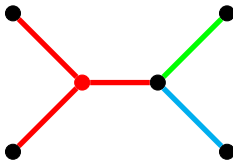
A subcubic graph G is s.l.i decomposable if and only if there exists a bipartition of G where all vertices of degree less than 2 are in the same part.



Subcubic graphs

Theorem

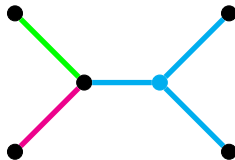
A subcubic graph G is s.l.i decomposable if and only if there exists a bipartition of G where all vertices of degree less than 2 are in the same part.



Subcubic graphs

Theorem

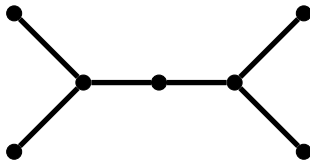
A subcubic graph G is s.l.i decomposable if and only if there exists a bipartition of G where all vertices of degree less than 2 are in the same part.



Subcubic graphs

Theorem

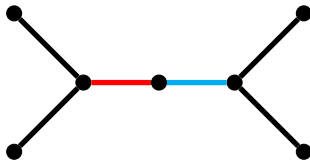
A subcubic graph G is s.l.i decomposable if and only if there exists a bipartition of G where all vertices of degree less than 2 are in the same part.



Subcubic graphs

Theorem

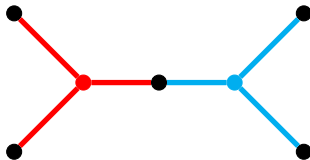
A subcubic graph G is s.l.i decomposable if and only if there exists a bipartition of G where all vertices of degree less than 2 are in the same part.



Subcubic graphs

Theorem

A subcubic graph G is s.l.i decomposable if and only if there exists a bipartition of G where all vertices of degree less than 2 are in the same part.



The $\chi_{s.l.i.}$ parameter

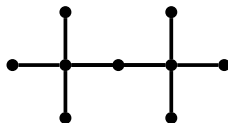
Definition

For a graph G , we denote $\chi_{s.l.i.}(G)$ the smallest k such that G admits a *s.l.i. k -edge-colouring*.

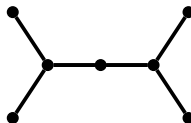
The $\chi_{s.l.i.}$ parameter

Definition

For a graph G , we denote $\chi_{s.l.i.}(G)$ the smallest k such that G admits a *s.l.i.* k -edge-colouring.



(a) $\chi_{s.l.i.}(G_a) = 1$



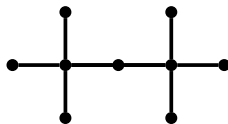
(b) $\chi_{s.l.i.}(G_b) = 2$

Figure: Graphs with their respective value of $\chi_{s.l.i.}$.

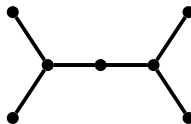
The $\chi_{s.l.i.}$ parameter

Definition

For a graph G , we denote $\chi_{s.l.i.}(G)$ the smallest k such that G admits a *s.l.i.* k -edge-colouring.



(a) $\chi_{s.l.i.}(G_a) = 1$



(b) $\chi_{s.l.i.}(G_b) = 2$

Figure: Graphs with their respective value of $\chi_{s.l.i.}$.

Theorem

Given a graph G , deciding if $\chi_{s.l.i.}(G) \leq 2$ is NP-hard.

This stays true even if G is bipartite.

Graphs with high $\chi_{\text{s.l.i.}}$

Graphs with high $\chi_{s.l.i.}$

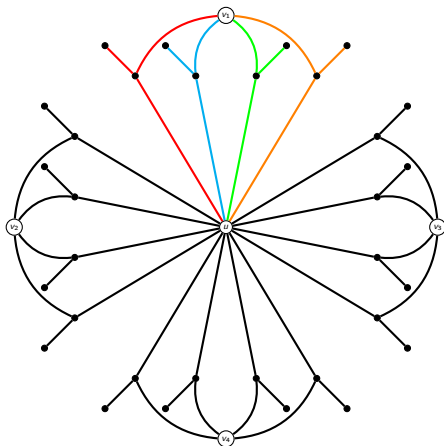


Figure: A graph G with $\chi_{s.l.i.}(G) = 16$.

$\chi_{\text{s.l.i.}}$ of trees

Theorem

If T is a s.l.i. decomposable tree, then $\chi_{\text{s.l.i.}}(T) \leq 16$.

$\chi_{\text{s.l.i.}}$ of trees

Theorem

If T is a s.l.i. decomposable tree, then $\chi_{\text{s.l.i.}}(T) \leq 16$.

Theorem

For any tree T and any fixed integer $k \geq 1$, we can determine in time $\mathcal{O}(n^k)$ whether $\chi_{\text{s.l.i.}}(T) \leq k$ holds.

$\chi_{\text{s.l.i.}}$ of trees

Theorem

If T is a s.l.i. decomposable tree, then $\chi_{\text{s.l.i.}}(T) \leq 16$.

Theorem

For any tree T and any fixed integer $k \geq 1$, we can determine in time $\mathcal{O}(n^k)$ whether $\chi_{\text{s.l.i.}}(T) \leq k$ holds.

In a rooted tree, a *shrub* is the subtree induced by an edge.

$\chi_{\text{s.l.i.}}$ of trees

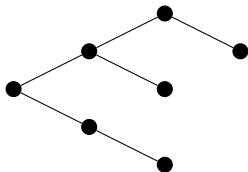
Theorem

If T is a s.l.i. decomposable tree, then $\chi_{\text{s.l.i.}}(T) \leq 16$.

Theorem

For any tree T and any fixed integer $k \geq 1$, we can determine in time $\mathcal{O}(n^k)$ whether $\chi_{\text{s.l.i.}}(T) \leq k$ holds.

In a rooted tree, a *shrub* is the subtree induced by an edge.



$\chi_{\text{s.l.i.}}$ of trees

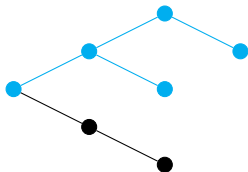
Theorem

If T is a s.l.i. decomposable tree, then $\chi_{\text{s.l.i.}}(T) \leq 16$.

Theorem

For any tree T and any fixed integer $k \geq 1$, we can determine in time $\mathcal{O}(n^k)$ whether $\chi_{\text{s.l.i.}}(T) \leq k$ holds.

In a rooted tree, a *shrub* is the subtree induced by an edge.



$\chi_{\text{s.l.i.}}$ of trees

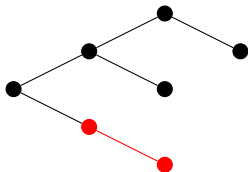
Theorem

If T is a s.l.i. decomposable tree, then $\chi_{\text{s.l.i.}}(T) \leq 16$.

Theorem

For any tree T and any fixed integer $k \geq 1$, we can determine in time $\mathcal{O}(n^k)$ whether $\chi_{\text{s.l.i.}}(T) \leq k$ holds.

In a rooted tree, a *shrub* is the subtree induced by an edge.



$\chi_{\text{s.l.i.}}$ of trees

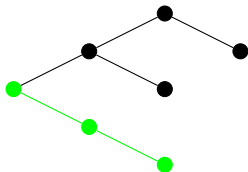
Theorem

If T is a s.l.i. decomposable tree, then $\chi_{\text{s.l.i.}}(T) \leq 16$.

Theorem

For any tree T and any fixed integer $k \geq 1$, we can determine in time $\mathcal{O}(n^k)$ whether $\chi_{\text{s.l.i.}}(T) \leq k$ holds.

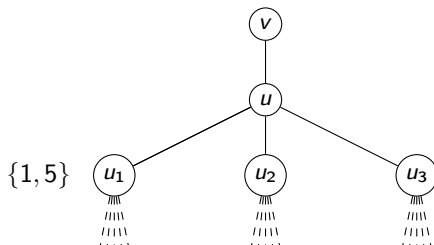
In a rooted tree, a *shrub* is the subtree induced by an edge.



Mending shrub cuttings together

Induction hypothesis

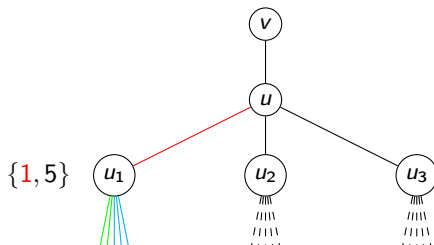
For a shrub uu_i , we can compute all the possible degrees of u_i in the color of uu_i in some *loosely s.l.i. decomposition*.



Mending shrub cuttings together

Induction hypothesis

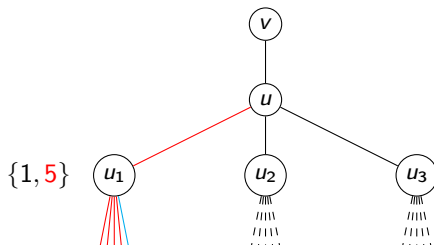
For a shrub uu_i , we can compute all the possible degrees of u_i in the color of uu_i in some *loosely s.l.i. decomposition*.



Mending shrub cuttings together

Induction hypothesis

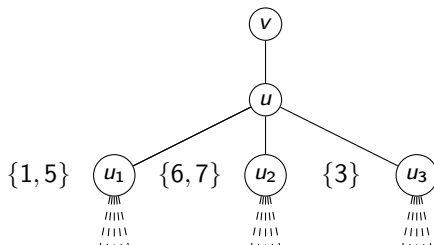
For a shrub uu_i , we can compute all the possible degrees of u_i in the color of uu_i in some *loosely s.l.i. decomposition*.



Mending shrub cuttings together

Induction hypothesis

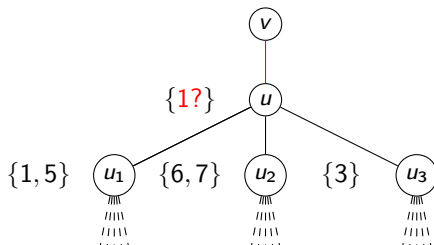
For a shrub uu_i , we can compute all the possible degrees of u_i in the color of uu_i in some *loosely s.l.i. decomposition*.



Mending shrub cuttings together

Induction hypothesis

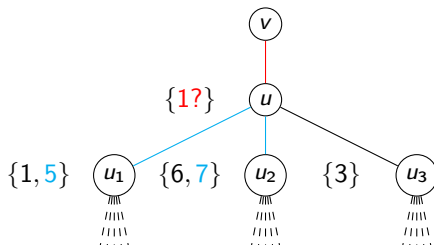
For a shrub uu_i , we can compute all the possible degrees of u_i in the color of uu_i in some *loosely s.l.i. decomposition*.



Mending shrub cuttings together

Induction hypothesis

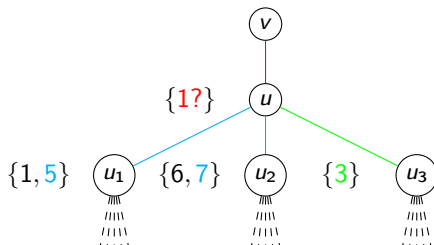
For a shrub uu_i , we can compute all the possible degrees of u_i in the color of uu_i in some *loosely s.l.i. decomposition*.



Mending shrub cuttings together

Induction hypothesis

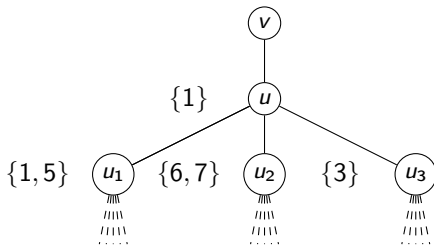
For a shrub uu_i , we can compute all the possible degrees of u_i in the color of uu_i in some *loosely s.l.i. decomposition*.



Mending shrub cuttings together

Induction hypothesis

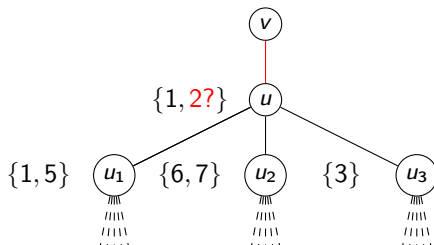
For a shrub uu_i , we can compute all the possible degrees of u_i in the color of uu_i in some *loosely s.l.i. decomposition*.



Mending shrub cuttings together

Induction hypothesis

For a shrub uu_i , we can compute all the possible degrees of u_i in the color of uu_i in some *loosely s.l.i. decomposition*.



Conclusion

We introduced a new type of decomposition as a solution to the question of irregularity of graphs, and proved that:

Conclusion

We introduced a new type of decomposition as a solution to the question of irregularity of graphs, and proved that:

- characterization of s.l.i. decomposability is non-trivial (unless $P=NP$);

Conclusion

We introduced a new type of decomposition as a solution to the question of irregularity of graphs, and proved that:

- characterization of s.l.i. decomposability is non-trivial (unless $P=NP$);
- some sufficient conditions for s.l.i. decomposability;

Conclusion

We introduced a new type of decomposition as a solution to the question of irregularity of graphs, and proved that:

- characterization of s.l.i. decomposability is non-trivial (unless $P=NP$);
- some sufficient conditions for s.l.i. decomposability;
- upper bound on the associated parameter $\chi_{\text{s.l.i.}}$ on trees.

Conclusion

We introduced a new type of decomposition as a solution to the question of irregularity of graphs, and proved that:

- characterization of s.l.i. decomposability is non-trivial (unless $P=NP$);
- some sufficient conditions for s.l.i. decomposability;
- upper bound on the associated parameter $\chi_{\text{s.l.i.}}$ on trees.

Open questions:

- Constant upper bound on $\chi_{\text{s.l.i.}}(G)$ for any s.l.i. decomposable graph G ?

Conclusion

We introduced a new type of decomposition as a solution to the question of irregularity of graphs, and proved that:

- characterization of s.l.i. decomposability is non-trivial (unless $P=NP$);
- some sufficient conditions for s.l.i. decomposability;
- upper bound on the associated parameter $\chi_{\text{s.l.i.}}$ on trees.

Open questions:

- Constant upper bound on $\chi_{\text{s.l.i.}}(G)$ for any s.l.i. decomposable graph G ?
- Strong exceptions of minimum degree 4 or 5?

Conclusion

We introduced a new type of decomposition as a solution to the question of irregularity of graphs, and proved that:

- characterization of s.l.i. decomposability is non-trivial (unless $P=NP$);
- some sufficient conditions for s.l.i. decomposability;
- upper bound on the associated parameter $\chi_{\text{s.l.i.}}$ on trees.

Open questions:

- Constant upper bound on $\chi_{\text{s.l.i.}}(G)$ for any s.l.i. decomposable graph G ?
- Strong exceptions of minimum degree 4 or 5?
- Better bound on $\chi_{\text{s.l.i.}}$ for s.l.i. decomposable trees (conjectured that it is 5)?

Conclusion

We introduced a new type of decomposition as a solution to the question of irregularity of graphs, and proved that:

- characterization of s.l.i. decomposability is non-trivial (unless $P=NP$);
- some sufficient conditions for s.l.i. decomposability;
- upper bound on the associated parameter $\chi_{s.l.i.}$ on trees.

Open questions:

- Constant upper bound on $\chi_{s.l.i.}(G)$ for any s.l.i. decomposable graph G ?
- Strong exceptions of minimum degree 4 or 5?
- Better bound on $\chi_{s.l.i.}$ for s.l.i. decomposable trees (conjectured that it is 5)?

Thank you!